



# HIGH BRIDGE MIDDLE SCHOOL

2017-2018

County: HUNTERDON  
 District: HIGH BRIDGE BORO  
 Principal: MR. KOLTON  
 50 THOMAS ST  
 HIGH BRIDGE, NJ 08829-2010  
<http://www.hbschools.org>  
 (908)638-4101

Total students: **167**

- Economically Disadvantaged: **12.6%**
- Students with Disabilities: **22.8%**
- English Learners: **1.2%**
- Grades offered: **05-08**
- Student to Teacher Ratio: **8:1**
- Teacher Average Experience (years): **11.9**

## School Highlights Reported by the District

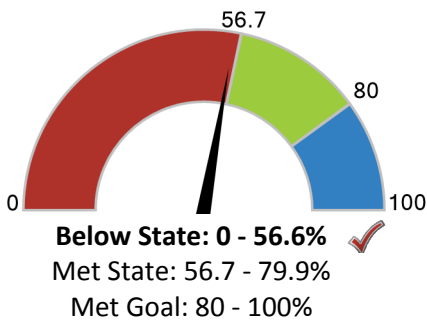
- HBMS staff work closely with NHVSD ELA & Math coaches to ensure a rigorous and challenging academic experience. We offer High School level Algebra program for those who excel in mathematics.
- HBMS offers a rigorous Spanish program with emphasis on conversational fluency.
- HBMS uses iReady program for differential instruction. Math and ELA test scores have improved since its implementation.

### How did students perform on assessments?

Students that met or exceeded expectations on statewide assessments

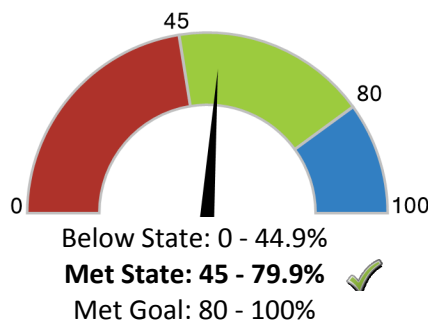
#### English Language Arts

**55.5%**



#### Math

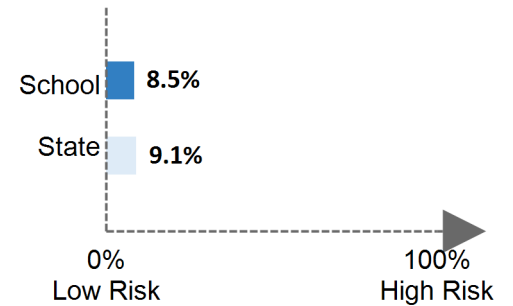
**52.3%**



### Are students at risk?

Students that were absent for 10% or more of days enrolled

#### Chronic Absenteeism



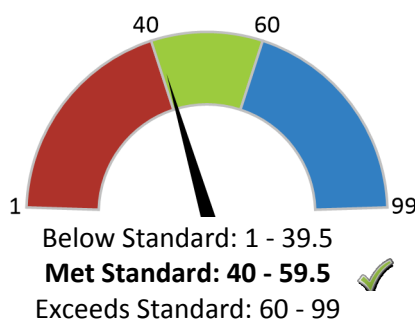
### How does student growth compare to other students?

#### Median Student Growth Percentile

Each student gets a **student growth percentile** from 1 to 99 for English (4th to 8th grade) and Math (4th to 7th grade) that explains their progress compared to students who had similar test scores in the past. If the student growth percentiles for all students in the school are ordered from smallest to largest, the **median student growth percentile** is the percentile in the middle of that list.

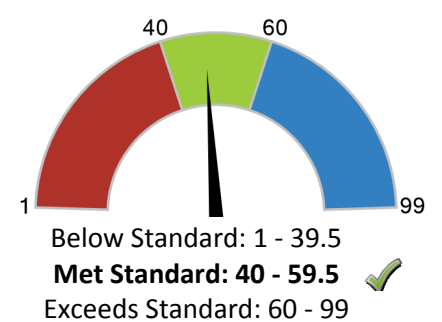
#### English Language Arts

**41**



#### Math

**48**



### How to use this report?

- 1 Learn More about this school by viewing the [detailed report](#).
- 2 Start Conversations with school community members and ask questions.
- 3 Engage with your school communities to identify where schools are doing well and where they can improve.