


High Bridge Board of Education Minimum Expense Transfer Report

FY2019 Data is Posted to 7/31/2018

| Line(s) | Budget Category | Account | Orig Budget | Prior Encls. | Revs. Allowed | Basis of 10% | Max X-fers | YTD Xfers to (from) | % X-Ferred | Remaining Xfers From | Remaining Xfers To |
|-----------------------------------|---|--------------------------------|-------------|--------------|---------------|--------------|------------|---------------------|------------|----------------------|--------------------|
| 84000 | Transfer of Funds to Charter Schools | 10-000-100-56x | 0 | 0 | 0 | 0 | 0 | 0 | --- | 0 | 0 |
| 3200 | Regular Programs - Instruction | 11-1XX-100-XXX | 2,340,016 | 0 | 0 | 2,340,016 | 234,003 | 0 | 0.0 | 234,002 | |
| 10300, 11160, 12160, 40580, 41080 | Sp Ed, BS/Rem, BiLing, Speech/OT/PT & Ext Svcs | 11-2XX-100-XXX, 11-000-216,217 | 1,650,046 | 0 | 0 | 1,650,046 | 165,005 | 0 | 0.0 | 165,005 | |
| 17100, 19620, 21620, 23620, 29180 | Co/Extra-Curr. Activities, Athletics, Other Prgms | 11-4XX-X00-XXX | 48,020 | 0 | 0 | 48,020 | 4,803 | 0 | 0.0 | 4,802 | |
| 29680, 41660, 43620 | Tuition | 11-000-100-XXX | 62,392 | 0 | 0 | 62,392 | 6,239 | 0 | 0.0 | 6,239 | |
| | Attend, Soc Wrk, Health, Guidance, CST, Library | 11-000-211,213,218, 219,222 | 782,867 | 0 | 0 | 782,867 | 78,288 | 0 | 0.0 | 78,287 | |
| 43200, 44180 | Improve Inst. & Staff Training | 11-000-221,223 | 76,014 | 0 | 0 | 76,014 | 7,601 | 0 | 0.0 | 7,601 | |
| 45300 | General Administration | 11-000-230-XXX | 251,613 | 0 | 0 | 251,613 | 25,162 | 0 | 0.0 | 25,161 | |
| 46160 | School Administration | 11-000-240-XXX | 180,092 | 0 | 0 | 180,092 | 18,010 | 0 | 0.0 | 18,009 | |
| 47200, 47620 | Central Svcs & Admin Info. Technology | 11-000-25X-XXX | 132,784 | 0 | 0 | 132,784 | 13,279 | 0 | 0.0 | 13,278 | |
| 51120 | Operation & Maintenance of Plant Services | 11-000-26X-XXX | 729,198 | 0 | 0 | 729,198 | 72,921 | 0 | 0.0 | 72,920 | |
| 52480 | Student Transportation Services | 11-000-270-XXX | 83,982 | 0 | 0 | 83,982 | 8,398 | 0 | 0.0 | 8,398 | |
| 71260 | Personal Services - Employee Benefits | 11-XXX-XXX-2XX | 1,463,108 | 0 | 0 | 1,463,108 | 146,311 | 0 | 0.0 | 146,311 | |
| 75880 | Equipment | 12-xxx-xxx-73x | 0 | 0 | 0 | 0 | 0 | 0 | --- | 0 | |
| 76260 | Facilities Acquisition & Construction | 12-000-4xx-xxx | 500,008 | 0 | 0 | 500,008 | 50,001 | 0 | 0.0 | 50,001 | |
| 76320 | Cap Rsv - Transfer to Cap Projects | 12-000-4xx-931 | 0 | 0 | 0 | 0 | 0 | 0 | --- | 0 | |



School Business Administrator Signature

Date

7/11/19

Note: Underlined Expenditure Accounts are Admin accounts limited to 10% transfers IN as well as OUT.

High Bridge Board of Education Minimum Expense Transfer Report

FY2019 Data is Posted to 8/31/2018

| Line(s) | Budget Category | Account | Orig Budget | Prior Encls. | Revs. Allowed | Basis of 10% | Max X-fers | YTD Xfers to (from) | % X-Fered | Remaining Xfers From | Remaining Xfers To |
|-----------------------------------|--|--------------------------------|-------------|--------------|---------------|--------------|------------|---------------------|-----------|----------------------|--------------------|
| 84000 | Transfer of Funds to Charter Schools | 10-000-100-56x | 0 | 0 | 0 | 0 | 0 | 0 | ---- | 0 | 0 |
| 3200 | Regular Programs - Instruction | 11-1XX-100-XXX | 2,340,016 | 0 | 0 | 2,340,016 | 234,003 | 0 | 0.0 | 234,002 | 234,002 |
| 10300, 11160, 12160, 40580, 41080 | Sp Ed, BS/Rem, BiLing, Speech/OT/PT & Ext Svcs | 11-2XX-100-XXX, 11-000-216,217 | 1,650,046 | 0 | 0 | 1,650,046 | 165,005 | 0 | 0.0 | 165,005 | 165,005 |
| 17100, 19620, 21620, 23620 | Co/Extra-Curr. Activities, Athletics, Other Pgms | 11-4XX-X00-XXX | 48,020 | 0 | 0 | 48,020 | 4,803 | 0 | 0.0 | 4,802 | 4,802 |
| 29180 | Tuition | 11-000-100-XXX | 62,392 | 0 | 0 | 62,392 | 6,239 | 0 | 0.0 | 6,239 | 6,239 |
| 29680, 41660, 43620 | Attend, Soc Wrk, Health, Guidance, CST, Library | 11-000-211,213,218, 219,222 | 782,867 | 0 | 0 | 782,867 | 78,288 | 0 | 0.0 | 78,287 | 78,287 |
| 43200, 44180 | Improve Inst. & Staff Training | 11-000-221,223 | 76,014 | 0 | 0 | 76,014 | 7,601 | 0 | 0.0 | 7,601 | 7,601 |
| 45300 | General Administration | 11-000-230-XXX | 251,613 | 0 | 0 | 251,613 | 25,162 | 0 | 0.0 | 25,161 | 25,161 |
| 46160 | School Administration | 11-000-240-XXX | 180,092 | 0 | 0 | 180,092 | 18,010 | 0 | 0.0 | 18,009 | 18,009 |
| 47200, 47620 | Central Svcs & Admin Info Technology | 11-000-25X-XXX | 132,784 | 0 | 0 | 132,784 | 13,279 | 0 | 0.0 | 13,278 | 13,278 |
| 51120 | Operation & Maintenance of Plant Services | 11-000-26X-XXX | 729,198 | 0 | 0 | 729,198 | 72,921 | 0 | 0.0 | 72,920 | 72,920 |
| 52480 | Student Transportation Services | 11-000-270-XXX | 83,982 | 0 | 0 | 83,982 | 8,398 | 0 | 0.0 | 8,398 | 8,398 |
| 71260 | Personal Services - Employee Benefits | 11-XXX-XXX-2XX | 1,463,108 | 0 | 0 | 1,463,108 | 146,311 | 0 | 0.0 | 146,311 | 146,311 |
| 75880 | Equipment | 12-xxx-xxx-73x | 0 | 0 | 0 | 0 | 0 | 0 | ---- | 0 | 0 |
| 76260 | Facilities Acquisition & Construction | 12-000-4xx-xxx | 500,008 | 0 | 0 | 500,008 | 50,001 | 0 | 0.0 | 50,001 | 50,001 |
| 76320 | Cap Rsv - Transfer to Cap Projects | 12-000-4xx-931 | 0 | 0 | 0 | 0 | 0 | 0 | ---- | 0 | 0 |



School Business Administrator Signature

1/11/19
Date

Note: Underlined Expenditure Accounts are Admin accounts limited to 10% transfers IN as well as OUT.

High Bridge Board of Education Minimum Expense Transfer Report

FY2019 Data is Posted to 9/30/2018

| Line(s) | Budget Category | Account | Orig Budget | Prior Encls. | Revs. Allowed | Basis of 10% | Max X-fers | YTD Xfers to (from) | % X-Fered | Remaining Xfers From | Remaining Xfers To |
|--|--|--------------------------------|-------------|--------------|---------------|--------------|------------|---------------------|-----------|----------------------|--------------------|
| 84000 | Transfer of Funds to Charter Schools | 10-000-100-56x | 0 | 0 | 0 | 0 | 0 | 0 | ---- | 0 | 0 |
| 3200 | Regular Programs - Instruction | 11-1XX-100-XXX | 2,340,016 | 0 | 0 | 2,340,016 | 234,003 | (223,874) | -9.6 | 10,127 | |
| 10300, 11160, 12160, 40580, 41080 | Sp Ed, BS/Rem, BiLing, Speech/OT/PT & Ext Svcs | 11-2XX-100-XXX, 11-000-216,217 | 1,650,046 | 0 | 0 | 1,650,046 | 165,005 | 290,162 | 17.6 | 455,167 | |
| 17100, 17600, 19620, 20620, 21620, 22620, 23620, 25100 | Co/Extra-Curr. Activities, Athletics, Other Pgms | 11-4XX-X00-XXX | 48,020 | 0 | 0 | 48,020 | 4,803 | 0 | 0.0 | 4,802 | |
| 29180 | Tuition | 11-000-100-XXX | 62,392 | 0 | 0 | 62,392 | 6,239 | 0 | 0.0 | 6,239 | |
| 29680, 30620, 41660, 42200, 43620 | Attend, Soc Wk, Health, Guidance, CST, Library | 11-000-211,213,218, 219,222 | 782,867 | 0 | 0 | 782,867 | 78,288 | (10,992) | -1.4 | 67,295 | |
| 43200, 44180 | Improve Inst. & Staff Training | 11-000-221,223 | 76,014 | 0 | 0 | 76,014 | 7,601 | 4,855 | 6.4 | 12,457 | |
| 45300 | General Administration | 11-000-230-XXX | 251,613 | 0 | 0 | 251,613 | 25,162 | (5,252) | -2.1 | 19,909 | 30,413 |
| 46160 | School Administration | 11-000-240-XXX | 180,092 | 0 | 0 | 180,092 | 18,010 | (43,388) | -24.1 | (25,378) | 61,397 |
| 47200, 47620 | Central Svcs & Admin Info. Technology | 11-000-25X-XXX | 132,784 | 0 | 0 | 132,784 | 13,279 | 0 | 0.0 | 13,278 | 13,278 |
| 51120 | Operation & Maintenance of Plant Services | 11-000-26X-XXX | 729,198 | 0 | 0 | 729,198 | 72,921 | (11,512) | -1.6 | 61,408 | |
| 52480 | Student Transportation Services | 11-000-270-XXX | 83,982 | 0 | 0 | 83,982 | 8,398 | 0 | 0.0 | 8,398 | |
| 71260 | Personal Services - Employee Benefits | 11-XXX-XXX-2XX | 1,463,108 | 0 | 0 | 1,463,108 | 146,311 | 0 | 0.0 | 146,311 | |
| 75880 | Equipment | 12-xxx-xxx-73x | 0 | 0 | 0 | 0 | 0 | 0 | ---- | 0 | |
| 76260 | Facilities Acquisition & Construction | 12-000-4xx-xxx | 500,008 | 0 | 0 | 500,008 | 50,001 | 0 | 0.0 | 50,001 | |
| 76320 | Cap Rsv - Transfer to Cap Projects | 12-000-4xx-931 | 0 | 0 | 0 | 0 | 0 | 0 | ---- | 0 | |



School/Business Administrator Signature


1/11/19
Date

Note: Underlined Expenditure Accounts are Admin accounts limited to 10% transfers IN as well as OUT.

High Bridge Board of Education Minimum Expense Transfer Report

FY2019 Data is Posted to 10/31/2018

| Line(s) | Budget Category | Account | Orig Budget | Prior Encls. | Revs. Allowed | Basis of 10% | Max X-fers | YTD Xfers to (from) | % X-Fered | Remaining Xfers From | Remaining Xfers To |
|-----------------------------------|---|--------------------------------|-------------|--------------|---------------|--------------|------------|---------------------|-----------|----------------------|--------------------|
| 84000 | Transfer of Funds to Charter Schools | 10-000-100-56x | 0 | 0 | 0 | 0 | 0 | 0 | ---- | 0 | 0 |
| 3200 | Regular Programs - Instruction | 11-1XX-100-XXX | 2,340,016 | 0 | 0 | 2,340,016 | 234,003 | (221,129) | -9.4 | 12,873 | 12,873 |
| 10300, 11160, 12160, 40580, 41080 | Sp Ed, BS/Rem, BiLing, Speech/OT/PT & Ext Svcs | 11-2XX-100-XXX, 11-000-216,217 | 1,650,046 | 0 | 0 | 1,650,046 | 165,005 | 257,798 | 15.6 | 422,803 | 422,803 |
| 17100, 19620, 21620, 23620 | Co/Extra-Curr. Activities, Athletics, Other Prgms | 11-4XX-X00-XXX | 48,020 | 0 | 0 | 48,020 | 4,803 | 0 | 0.0 | 4,802 | 4,802 |
| 29180 | Tuition | 11-000-100-XXX | 62,392 | 0 | 0 | 62,392 | 6,239 | 0 | 0.0 | 6,239 | 6,239 |
| 29680, 30620, 41660, 42200, 43620 | Attend, Soc Wrk, Health, Guidance, CST, Library | 11-000-211,213,218, 219,222 | 782,867 | 0 | 0 | 782,867 | 78,288 | (10,392) | -1.3 | 67,895 | 67,895 |
| 43200, 44180 | Improve Inst. & Staff Training | 11-000-221,223 | 76,014 | 0 | 0 | 76,014 | 7,601 | 4,855 | 6.4 | 12,457 | 12,457 |
| 45300 | General Administration | 11-000-230-XXX | 251,613 | 0 | 0 | 251,613 | 25,162 | (5,252) | -2.1 | 19,909 | 19,909 |
| 46160 | School Administration | 11-000-240-XXX | 180,092 | 0 | 0 | 180,092 | 18,010 | (14,369) | -8.0 | 3,641 | 32,378 |
| 47200, 47620 | Central Svcs & Admin Info | 11-000-25X-XXX | 132,784 | 0 | 0 | 132,784 | 13,279 | 300 | 0.2 | 13,578 | 12,978 |
| 51120 | Operation & Maintenance of Plant Services | 11-000-26X-XXX | 729,198 | 0 | 0 | 729,198 | 72,921 | (9,112) | -1.2 | 63,808 | 63,808 |
| 52480 | Student Transportation Services | 11-000-270-XXX | 83,982 | 0 | 0 | 83,982 | 8,398 | 0 | 0.0 | 8,398 | 8,398 |
| 71260 | Personal Services - Employee Benefits | 11-XXX-XXX-2XX | 1,463,108 | 0 | 0 | 1,463,108 | 146,311 | (2,700) | -0.2 | 143,611 | 143,611 |
| 75880 | Equipment | 12-xxx-xxx-73x | 0 | 0 | 0 | 0 | 0 | 0 | ---- | 0 | 0 |
| 76260 | Facilities Acquisition & Construction | 12-000-4xx-xxx | 500,008 | 0 | 0 | 500,008 | 50,001 | 0 | 0.0 | 50,001 | 50,001 |
| 76320 | Cap Rsv - Transfer to Cap Projects | 12-000-4xx-931 | 0 | 0 | 0 | 0 | 0 | 0 | ---- | 0 | 0 |


 School Business Administrator Signature


1/11/19
 Date


Note: Underlined Expenditure Accounts are Admin accounts limited to 10% transfers IN as well as OUT.

High Bridge Board of Education Minimum Expense Transfer Report

FY2019 Data is Posted to 11/30/2018

| Line(s) | Budget Category | Account | Orig Budget | Prior Encls. | Revs. Allowed | Basis of 10% | Max X-fers | YTD Xfers to (from) | % X-Fered | Remaining Xfers From | Remaining Xfers To |
|--|--|--------------------------------|-------------|--------------|---------------|--------------|------------|---------------------|-----------|----------------------|--------------------|
| 84000 | Transfer of Funds to Charter Schools | 10-000-100-56x | 0 | 0 | 0 | 0 | 0 | 0 | ---- | 0 | 0 |
| 3200 | Regular Programs - Instruction | 11-1XX-100-XXX | 2,340,016 | 0 | 0 | 2,340,016 | 234,003 | (216,256) | -9.2 | 17,746 | |
| 10300, 11160, 12160, 40580, 41080 | Sp Ed, BS/Rem, BiLing, Speech/OT/PT & Ext Svcs | 11-2XX-100-XXX, 11-000-216,217 | 1,650,046 | 0 | 0 | 1,650,046 | 165,005 | 251,848 | 15.3 | 416,852 | |
| 17100, 17600, 19620, 20620, 21620, 22620, 23620, 25100 | Co/Extra-Curr. Activities, Athletics, Other Pgms | 11-4XX-X00-XXX | 48,020 | 0 | 0 | 48,020 | 4,803 | 0 | 0.0 | 4,802 | |
| 29180 | Tuition | 11-000-100-XXX | 62,392 | 0 | 0 | 62,392 | 6,239 | 0 | 0.0 | 6,239 | |
| 29680, 30620, 41660, 42200, 43620 | Attend, Soc Wk, Health, Guidance, CST, Library | 11-000-211,213,218, 219,222 | 782,867 | 0 | 0 | 782,867 | 78,288 | (9,315) | -1.2 | 68,972 | |
| 43200, 44180 | Improve Inst. & Staff Training | 11-000-221,223 | 76,014 | 0 | 0 | 76,014 | 7,601 | 4,855 | 6.4 | 12,457 | |
| 45300 | General Administration | 11-000-230-XXX | 251,613 | 0 | 0 | 251,613 | 25,162 | (5,252) | -2.1 | 19,909 | 30,413 |
| 46160 | School Administration | 11-000-240-XXX | 180,092 | 0 | 0 | 180,092 | 18,010 | (14,369) | -8.0 | 3,641 | 32,378 |
| 47200, 47620 | Central Svcs & Admin Info. Technology | 11-000-25X-XXX | 132,784 | 0 | 0 | 132,784 | 13,279 | 300 | 0.2 | 13,578 | 12,978 |
| 51120 | Operation & Maintenance of Plant Services | 11-000-26X-XXX | 729,198 | 0 | 0 | 729,198 | 72,921 | (9,112) | -1.2 | 63,808 | |
| 52480 | Student Transportation Services | 11-000-270-XXX | 83,982 | 0 | 0 | 83,982 | 8,398 | 0 | 0.0 | 8,398 | |
| 71260 | Personal Services - Employee Benefits | 11-XXX-XXX-2XX | 1,463,108 | 0 | 0 | 1,463,108 | 146,311 | (2,700) | -0.2 | 143,611 | |
| 75880 | Equipment | 12-xxx-xxx-73x | 0 | 0 | 0 | 0 | 0 | 0 | ---- | 0 | |
| 76260 | Facilities Acquisition & Construction | 12-000-4xx-xxx | 500,008 | 0 | 0 | 500,008 | 50,001 | 0 | 0.0 | 50,001 | |
| 76320 | Cap Rsv - Transfer to Cap Projects | 12-000-4xx-931 | 0 | 0 | 0 | 0 | 0 | 0 | ---- | 0 | |


 School Business Administrator Signature



 Date

Note: Underlined Expenditure Accounts are Admin accounts limited to 10% transfers IN as well as OUT.

High Bridge Board of Education Minimum Expense Transfer Report

FY2019 Data is Posted to 12/31/2018

| Line(s) | Budget Category | Account | Orig Budget | Prior Encls. | Revs. Allowed | Basis of 10% | Max X-fers | YTD Xfers to (from) | % X-Fered | Remaining Xfers From | Remaining Xfers To |
|---|--|--------------------------------|-------------|--------------|---------------|--------------|------------|---------------------|-----------|----------------------|--------------------|
| 84000 | Transfer of Funds to Charter Schools | 10-000-100-56x | 0 | 0 | 0 | 0 | 0 | 0 | ---- | 0 | 0 |
| 3200 | Regular Programs - Instruction | 11-1XX-100-XXX | 2,340,016 | 0 | 0 | 2,340,016 | 234,003 | (216,256) | -9.2 | 17,746 | |
| 10300, 11160, 12160, 40580, 41080 | Sp Ed, BS/Rem, BiLing, Speech/OT/PT & Ext Svcs | 11-2XX-100-XXX, 11-000-216,217 | 1,650,046 | 0 | 0 | 1,650,046 | 165,005 | 251,848 | 15.3 | 416,852 | |
| 17100, 19620, 20620, 21620, 22620, 23620, 25100 | Co/Extra-Curr. Activities, Athletics, Other Pgms | 11-4XX-X00-XXX | 48,020 | 0 | 0 | 48,020 | 4,803 | 0 | 0.0 | 4,802 | |
| 29180 | Tuition | 11-000-100-XXX | 62,392 | 0 | 0 | 62,392 | 6,239 | 0 | 0.0 | 6,239 | |
| 29680, 30620, 41660, 42200, 43620 | Attend, Soc Wrk, Health, Guidance, CST, Library | 11-000-211,213,218, 219,222 | 782,867 | 0 | 0 | 782,867 | 78,288 | (9,315) | -1.2 | 68,972 | |
| 43200, 44180 | Improve Inst. & Staff Training | 11-000-221,223 | 76,014 | 0 | 0 | 76,014 | 7,601 | 4,855 | 6.4 | 12,457 | |
| 45300 | General Administration | 11-000-230-XXX | 251,613 | 0 | 0 | 251,613 | 25,162 | (5,252) | -2.1 | 19,909 | 30,413 |
| 46160 | School Administration | 11-000-240-XXX | 180,092 | 0 | 0 | 180,092 | 18,010 | (14,369) | -8.0 | 3,641 | 32,378 |
| 47200, 47620 | Central Svcs & Admin Info. Technology | 11-000-25X-XXX | 132,784 | 0 | 0 | 132,784 | 13,279 | 300 | 0.2 | 13,578 | 12,978 |
| 51120 | Operation & Maintenance of Plant Services | 11-000-26X-XXX | 729,198 | 0 | 0 | 729,198 | 72,921 | (9,112) | -1.2 | 63,808 | |
| 52480 | Student Transportation Services | 11-000-270-XXX | 83,982 | 0 | 0 | 83,982 | 8,398 | 0 | 0.0 | 8,398 | |
| 71260 | Personal Services - Employee Benefits | 11-XXX-XXX-2XX | 1,463,108 | 0 | 0 | 1,463,108 | 146,311 | (2,700) | -0.2 | 143,611 | |
| 75880 | Equipment | 12-xxx-xxx-73x | 0 | 0 | 0 | 0 | 0 | 0 | ---- | 0 | |
| 76260 | Facilities Acquisition & Construction | 12-000-4xx-xxx | 500,008 | 0 | 0 | 500,008 | 50,001 | 0 | 0.0 | 50,001 | |
| 76320 | Cap Rsv - Transfer to Cap Projects | 12-000-4xx-931 | 0 | 0 | 0 | 0 | 0 | 0 | ---- | 0 | |



School Business Administrator Signature

1/16/19 Date

Note: Underlined Expenditure Accounts are Admin accounts limited to 10% transfers IN as well as OUT.