

HIGH BRIDGE BOROUGH BOARD OF EDUCATION

BOARD SECRETARY'S REPORT FOR THE MONTH OF JUNE, 2021

CASH BALANCE

|                   |    |              |
|-------------------|----|--------------|
| Balance 5/31/2021 | \$ | 3,990,559.19 |
| Receipts 6/21     | \$ | 120,234.63   |
| Expend 6/21       | \$ | (781,950.53) |


|                        |    |              |
|------------------------|----|--------------|
| Cash Balance 6/30/2021 | \$ | 3,328,843.29 |
|------------------------|----|--------------|

CASH IN BANK

|             |                             |    |              |
|-------------|-----------------------------|----|--------------|
| Fund 10-101 | Operating Account           | \$ | 1,755,812.81 |
| Fund 10-116 | Capital Reserve Account     | \$ | 1,133,389.65 |
| Fund 10-117 | Maintenance Reserve Account | \$ | 313,395.21   |
| Fund 20-101 | Special Revenue Funds       | \$ | 126,245.62   |
| Fund 30-101 | Capital Project Funds       |    |              |
| Fund 40-101 | Debt Service Funds          |    |              |

|                              |    |              |
|------------------------------|----|--------------|
| Total Cash in Bank 6/30/2021 | \$ | 3,328,843.29 |
|------------------------------|----|--------------|

Pursuant to N.J.A.C. 6:30-2.13(d)\*, I certify that as of June 30, 2021 no budgetary line item account has been overexpended in violation of N.J.A.C. 6:20-2.13(a)\*.

  
\_\_\_\_\_  
Board Secretary

7/22/2021  
Date

REPORT OF THE TREASURER  
HIGH BRIDGE BOARD OF EDUCATION  
June, 2021

| FUNDS                                 | Beginning<br>Cash<br>Balance | Cash<br>Receipts<br>This Month | Cash<br>Disbursements<br>This Month | Journal<br>Entries<br>Redistributions | Ending<br>Cash<br>Balance |
|---------------------------------------|------------------------------|--------------------------------|-------------------------------------|---------------------------------------|---------------------------|
| <b>GOVERNMENTAL FUNDS</b>             |                              |                                |                                     |                                       |                           |
| General Fund - Fund 10-101            | \$ 2,377,491.79              | \$ 78,506.12                   | \$ 700,185.10                       |                                       | \$ 1,755,812.81           |
| Capital Reserve-Fund 10-116           | \$ 1,133,296.50              | \$ 93.15                       |                                     |                                       | \$ 1,133,389.65           |
| Maintenance Reserve-Fund 10-117       | \$ 313,369.45                | \$ 25.76                       |                                     |                                       | \$ 313,395.21             |
| Special Revenue Fund - Fund 20        | \$ 166,401.45                | \$ 41,609.60                   | \$ 81,765.43                        |                                       | \$ 126,245.62             |
| Capital Projects - Fund 30            |                              |                                |                                     |                                       |                           |
| Debt Service Fund - Fund 40           | \$ -                         |                                |                                     |                                       | \$ -                      |
| <b>Total Governmental Funds</b>       | <b>\$ 3,990,559.19</b>       | <b>\$ 120,234.63</b>           | <b>\$ 781,950.53</b>                | <b>\$ -</b>                           | <b>\$ 3,328,843.29</b>    |
| <b>CAFETERIA ACCOUNT</b>              | <b>\$ 21,822.34</b>          | <b>\$ 12,628.01</b>            | <b>\$ 15,927.34</b>                 |                                       | <b>\$ 18,523.01</b>       |
| <b>STUDENT ACTIVITY ACCOUNT</b>       | <b>\$ 13,064.00</b>          | <b>\$ 1,234.15</b>             | <b>\$ 2,978.62</b>                  |                                       | <b>\$ 11,319.53</b>       |
| <b>TRUST AND AGENCY FUNDS</b>         |                              |                                |                                     |                                       |                           |
| Payroll                               | \$15,970.62                  | \$ 274,541.83                  | \$ 274,536.41                       |                                       | \$ 15,976.04              |
| Payroll Agency                        | \$12,262.47                  | \$ 244,958.88                  | \$ 234,751.72                       |                                       | \$ 22,469.63              |
| FSA Account                           | \$9,374.30                   | \$ 1,425.81                    | \$ 543.89                           | \$ -                                  | \$ 10,256.22              |
| Unemployment (SUI)                    | \$123,350.95                 | \$53,258.72                    |                                     |                                       | \$ 176,609.67             |
| <b>Total Trust &amp; Agency Funds</b> | <b>\$160,958.34</b>          | <b>\$574,185.24</b>            | <b>\$509,832.02</b>                 | <b>\$0.00</b>                         | <b>\$ 225,311.56</b>      |
| <b>TOTAL ALL FUNDS</b>                | <b>\$ 4,186,403.87</b>       | <b>\$ 708,282.03</b>           | <b>\$ 1,310,688.51</b>              | <b>\$0.00</b>                         | <b>\$ 3,583,997.39</b>    |

Prepared and Submitted By:

*Janet Hanford*

7/21/2021

Date

**Interim Balance Sheet**

**ASSETS AND RESOURCES**

| ASSETS  |                        |
|---|------------------------|
| 101 Cash in checking account                  | \$ 1,755,812.81        |
| 102-106 Other cash equivalents                | \$ 0.00                |
| Total cash                                    | <u>\$ 1,755,812.81</u> |
| 111 Investments                               | \$ 0.00                |
| 114 Investment interest receivable            | \$ 0.00                |
| 116 Capital reserve account                   | \$ 1,133,389.65        |
| 117 Maintenance reserve account               | \$ 313,395.21          |
| 121 Tax levy receivable                       | \$ 0.00                |
| Accounts receivable                           |                        |
| 132 Interfund                                 | \$ 0.00                |
| 141 Intergovernmental - state                 | \$ 410,755.69          |
| 142 Intergovernmental - federal               | \$ 0.00                |
| 143 Intergovernmental - other                 | \$ 2,500.00            |
| 153 Other Accounts Receivable                 | \$ 0.00                |
|   | <u>\$ 413,255.69</u>   |
| Loans receivable                              |                        |
| 131 Interfund                                 | \$ 34,227.68           |
| 151 Other Loans Receivable                    | \$ 0.00                |
|   | <u>\$ 34,227.68</u>    |
| 199 Other current assets                      | \$ 0.00                |
| RESOURCES                                     |                        |
| 301 Estimated revenues (from adjusted budget) | \$ 8,020,413.00        |
| 302 Less: revenues collected or accrued       | \$ (8,268,217.35)      |
|   | <u>\$ (247,804.35)</u> |
| TOTAL ASSETS AND RESOURCES                    | <u>\$ 3,402,276.69</u> |

**LIABILITIES AND FUND EQUITY**

| LIABILITIES                                      |                     |
|--|---------------------|
| 401 Interfund loans payable                      | \$ 0.00             |
| 402 Interfund accounts payable                   | \$ 0.00             |
| 411 Intergovernmental accounts payable - state   | \$ 0.00             |
| 412 Intergovernmental accounts payable - federal | \$ 0.00             |
| 413 Intergovernmental accounts payable - other   | \$ 0.00             |
| 421 Accounts payable                             | \$ 12,972.50        |
| 422 Judgments payable                            | \$ 0.00             |
| 430 Compensated absences payable                 | \$ 0.00             |
| 431 Contracts payable                            | \$ 0.00             |
| 451 Loans payable                                | \$ 0.00             |
| 481 Deferred revenues                            | \$ 0.00             |
| 499 Other current liabilities                    | \$ 0.00             |
| Total liabilities                                | <u>\$ 12,972.50</u> |

FUND EQUITY

Appropriated:

|   |    |              |              |                |              |              |
|---|----|--------------|--------------|----------------|--------------|--------------|
| 753 Reserve for encumbrances - current year                               |    |              | \$           | 105,850.90     |              |              |
| 754 Reserve for encumbrances - prior year                                 |    |              | \$           | 0.00           |              |              |
| 761 Reserved fund balance Capital Reserve - July 1, 2020                  |    | \$           | 1,132,399.43 |                |              |              |
| 604 Add: Increase in capital reserve                                      |    | \$           | 400.00       |                |              |              |
| 307 Less: Budgeted withdrawal from capital reserve - eligible costs       |    | \$           | (250,000.00) |                |              |              |
| 309 Less: Budgeted withdrawal from capital reserve - excess costs         |    | \$           | 0.00         |                |              |              |
| 317 Less: Budgeted withdrawal from capital reserve - transfer to Debt Svc |    | \$           | 0.00         |                |              |              |
| Subtotal - capital reserve  |    |              |              | \$             | 882,799.43   |              |
| 764 Reserved fund balance Maintenance Reserve - July 1, 2020              |    | \$           | 333,775.59   |                |              |              |
| 606 Add: Increase in maintenance reserve                                  |    | \$           | 400.00       |                |              |              |
| 310 Less: Budgeted withdrawal from maintenance reserve                    |    | \$           | (20,653.39)  |                |              |              |
| Subtotal - maintenance reserve  |    |              |              | \$             | 313,522.20   |              |
| 760 Other reserves  |    |              |              | \$             | 0.00         |              |
| 771 Designated Fund Balance   |    |              |              | \$             | 0.00         |              |
| 772 Designated Fund Balance - ARRA/SEMI                                   |    |              |              | \$             | 0.00         |              |
| 601 Appropriations  |    | \$           | 8,724,310.47 |                |              |              |
| 602 Less: expenditures  | \$ | 7,252,832.27 |              |                |              |              |
| 603 Less: encumbrances  | \$ | 105,850.90   |              |                |              |              |
| Appropriations less expenditures  |    |              | \$           | (7,358,683.17) | \$           | 1,365,627.30 |
|   |    |              |              |                | \$           | 2,667,799.83 |
| Unappropriated:   |    |              |              |                |              |              |
| 770 Fund Balance, July 1, 2020  |    |              |              | \$             | 1,049,831.36 |              |
| 303 Less: budgeted fund balance   |    |              |              | \$             | (328,327.00) |              |
| Unappropriated fund balance   |    |              |              |                | \$           | 721,504.36   |
| Total fund equity   |    |              |              |                | \$           | 3,389,304.19 |
| TOTAL LIABILITIES AND FUND EQUITY   |    |              |              |                |              |              |
|   |    |              |              |                | \$           | 3,402,276.69 |

RECAPITULATION OF FUND BALANCE - CURRENT YEAR ACTIVITY

|  | Budgeted          | Actual            | Variance        |
|--|-------------------|-------------------|-----------------|
| Appropriations   | \$ 8,724,310.47   | \$ 7,358,683.17   | \$ 1,365,627.30 |
| Less: Revenues   | \$ (8,020,413.00) | \$ (8,268,217.35) | \$ 247,804.35   |
| Subtotal   | \$ 703,897.47     | \$ (909,534.18)   | \$ 1,613,431.65 |
| Change in capital reserve                                      |                   |                   |                 |
| Plus - Increase in reserve                                     | \$ 400.00         | \$ 990.22         | \$ (590.22)     |
| Less - Withdrawal from reserve                                 | \$ (250,000.00)   | \$ 0.00           | \$ (250,000.00) |
| Change in maintenance reserve                                  |                   |                   |                 |
| Plus - Increase in reserve                                     | \$ 400.00         | \$ 273.01         | \$ 126.99       |
| Less - Withdrawal from reserve                                 | \$ (20,653.39)    | \$ (20,653.39)    | \$ 0.00         |
| Less: adjustment to appropriations for Prior Year Encumbrances | \$ (105,717.08)   | \$ (105,717.08)   | \$ 0.00         |
| Total current year budgeted fund balance                       | \$ 328,327.00     | \$ (1,034,641.42) | \$ 1,362,968.42 |
| Add: Unappropriated fund balance                               |                   |                   | \$ 721,504.36   |
| Total of budgeted and unappropriated fund balance              |                   |                   | \$ 2,084,472.78 |

**Revenues/Sources of Funds**

| Acct Group          | Group Title                | Budgeted Est.       | Transfers         | Adj. Budget         | Act to Date         | Unrealized Under/(Over) |
|---------------------|----------------------------|---------------------|-------------------|---------------------|---------------------|-------------------------|
| Recap               | From Recap of Fund Balance | 328,327.00          | 105,717.08        | 434,044.08          | (928,924.34)        | 1,362,968.42            |
| 307/309/317         | Bgtd wdrwl from cap rsv    | 250,000.00          | 0.00              | 250,000.00          | 0.00                | 250,000.00              |
| 310                 | Bgtd wdrwl from maint rsv  | 0.00                | 20,653.39         | 20,653.39           | 20,653.39           | 0.00                    |
| 52xx                | From Transfers             | 0.00                | 0.00              | 0.00                | 0.00                | 0.00                    |
| 1xxx                | From Local Sources         | 6,648,368.00        | 0.00              | 6,648,368.00        | 6,622,388.35        | 25,979.65               |
| 2xxx                | From Intermediate Sources  | 0.00                | 0.00              | 0.00                | 0.00                | 0.00                    |
| 3xxx                | From State Sources         | 1,372,045.00        | 0.00              | 1,372,045.00        | 1,645,829.00        | (273,784.00)            |
| 4xxx                | From Federal Sources       | 0.00                | 0.00              | 0.00                | 0.00                | 0.00                    |
| 5xxx                | From Other Sources         | 0.00                | 0.00              | 0.00                | 0.00                | 0.00                    |
| <b>Grand Totals</b> |                            | <b>8,598,740.00</b> | <b>126,370.47</b> | <b>8,725,110.47</b> | <b>7,359,946.40</b> | <b>1,365,164.07</b>     |

Fund 10 (General Fund)

| Account Group             | Group Title | Original Bgt | New App/Tmsf | Revised Bgt | Expenditures | Encumbrances | Avail Balance | Refunds |
|---------------------------|-------------|--------------|--------------|-------------|--------------|--------------|---------------|---------|
| Grand Totals for fund 10: |             | 0.00         | 0.00         | 0.00        | 0.00         | 0.00         | 0.00          | 0.00    |

Fund 11 (Current Expense Fund)

| Account Group                          | Group Title           | Original Bgt | New App/Tmsf | Revised Bgt  | Expenditures | Encumbrances | Avail Balance | Refunds    |
|--|-----------------------|--------------|--------------|--------------|--------------|--------------|---------------|------------|
| Regular Programs-Instruction           |                       | 1,858,342.00 | (10,630.20)  | 1,847,711.80 | 1,766,075.67 | 0.00         | 81,636.13     | 1,413.38   |
| Regular Programs-Home Instruction      |                       | 5,000.00     | 3,000.00     | 8,000.00     | 7,046.06     | 0.00         | 953.94        | 0.00       |
| Regular Programs-Undistrib Instruction |                       | 429,046.00   | 74,250.10    | 503,296.10   | 386,318.80   | 100,413.49   | 16,563.81     | 1,000.00   |
| Special Education-Multiply Disabled    |                       | 7,676.00     | (7,450.42)   | 225.58       | 225.58       | 0.00         | 0.00          | 0.00       |
| Special Education-Resource room        |                       | 625,433.00   | (1.15)       | 625,431.85   | 617,718.51   | 0.00         | 7,713.34      | 0.00       |
| Autism                                 |                       | 374,470.00   | 1.15         | 374,471.15   | 367,702.69   | 0.00         | 6,768.46      | 0.00       |
| Pre-School Disabilities Part-Time      |                       | 2,908.00     | (2,908.00)   | 0.00         | 0.00         | 0.00         | 0.00          | 0.00       |
| Home Instruction                       |                       | 2,000.00     | 0.00         | 2,000.00     | 0.00         | 0.00         | 2,000.00      | 0.00       |
| Basic Skills/Remedial Instruction      |                       | 130,392.00   | 0.00         | 130,392.00   | 88,957.27    | 0.00         | 41,434.73     | 0.00       |
| Bilingual Education Instruction        |                       | 250.00       | 0.00         | 250.00       | 0.00         | 0.00         | 250.00        | 0.00       |
| Co/Extra-Curricular Activities-Instr   |                       | 36,020.00    | 0.00         | 36,020.00    | 15,434.03    | 0.00         | 20,585.97     | 1,102.00   |
| Athletic Programs-Instruction          |                       | 16,938.00    | (10,100.00)  | 6,838.00     | 5,605.50     | 0.00         | 1,232.50      | 0.00       |
| Other Instructional Programs           |                       | 4,561.00     | 0.00         | 4,561.00     | 1,164.40     | 0.00         | 3,396.60      | 0.00       |
| Undistributed Expense-Instruction      |                       | 79,398.00    | 0.00         | 79,398.00    | 41,007.00    | 0.00         | 38,391.00     | 0.00       |
| Attendance and Social Work Svcs        |                       | 52,849.00    | 0.00         | 52,849.00    | 51,183.00    | 0.00         | 1,666.00      | 0.00       |
| Health Services                        |                       | 167,264.00   | 4,122.75     | 171,386.75   | 153,563.07   | 0.00         | 17,823.68     | 0.00       |
| Speech, O/T, P/T & Related Svcs        |                       | 142,552.00   | 35,358.42    | 177,910.42   | 173,230.52   | 501.31       | 4,178.59      | 0.00       |
| Other Support Svc-Extraordinary Svcs   |                       | 479,513.00   | (25,000.00)  | 454,513.00   | 209,992.38   | 0.00         | 244,520.62    | 0.00       |
| Undistributed Exp-Guidance             |                       | 186,938.00   | 665.60       | 187,603.60   | 180,112.12   | 0.00         | 7,491.48      | 0.00       |
| Undistributed Exp-Child Study Team     |                       | 328,219.00   | (326.65)     | 327,892.35   | 277,910.83   | 286.10       | 49,695.42     | 0.00       |
| Improvement of Instructional Svcs      |                       | 77,923.00    | 0.00         | 77,923.00    | 76,165.77    | 0.00         | 1,757.23      | 0.00       |
| Library and Educ Media                 |                       | 111,033.00   | 3,411.34     | 114,444.34   | 113,564.46   | 0.00         | 879.88        | 13.79      |
| Instr. Staff Training Svcs             |                       | 12,390.00    | 3,300.00     | 15,690.00    | 12,442.85    | 0.00         | 3,247.15      | 0.00       |
| Support Svc-General Admin              |                       | 219,068.00   | 3,148.30     | 222,216.30   | 186,041.98   | 0.00         | 36,174.32     | 208.80     |
| Support Svc-School Admin               |                       | 184,756.00   | 0.00         | 184,756.00   | 172,077.32   | 0.00         | 12,678.68     | 0.00       |
| Central Services                       |                       | 143,589.00   | (3,050.00)   | 140,539.00   | 120,805.48   | 0.00         | 19,733.52     | 5.00       |
| Admin Inform Tech Support Svcs         |                       | 30,000.00    | 0.00         | 30,000.00    | 21,118.60    | 0.00         | 8,881.40      | 6,572.31   |
| Required Maint. of School Fac.         |                       | 327,568.00   | 53,493.39    | 381,061.39   | 325,149.56   | 4,650.00     | 51,261.83     | 1,062.30   |
| Custodial Services                     |                       | 516,353.00   | (1,397.27)   | 514,955.73   | 408,179.87   | 0.00         | 106,775.86    | 12,494.48  |
| Care & Upkeep of Grounds               |                       | 0.00         | 8,946.11     | 8,946.11     | 8,946.11     | 0.00         | 0.00          | 0.00       |
| Student Transportation Svcs            |                       | 142,400.00   | 0.00         | 142,400.00   | 14,175.15    | 0.00         | 128,224.85    | 0.00       |
| Employee Benefits                      |                       | 1,653,083.00 | (2,463.00)   | 1,650,620.00 | 1,450,917.69 | 0.00         | 199,702.31    | 344,924.98 |
| 606                                    | Increase in Maint Rsv | 400.00       | 0.00         | 400.00       | 273.01       | 0.00         | 126.99        | 0.00       |
| Grand Totals for fund 11:              |                       | 8,348,332.00 | 126,370.47   | 8,474,702.47 | 7,253,105.28 | 105,850.90   | 1,115,746.29  | 368,797.04 |

Fund 12 (Capital Outlay Fund)

| Account Group                  | Group Title         | Original Bgt | New App/Tmsf | Revised Bgt | Expenditures | Encumbrances | Avail Balance | Refunds |
|--------------------------------|---------------------|--------------|--------------|-------------|--------------|--------------|---------------|---------|
| 604                            | Increase in Cap Rsv | 400.00       | 0.00         | 400.00      | 990.22       | 0.00         | (590.22)      | 0.00    |
| Facil Acquis/Construction Svcs |                     | 250,008.00   | 0.00         | 250,008.00  | 0.00         | 0.00         | 250,008.00    | 0.00    |
| Grand Totals for fund 12:      |                     | 250,408.00   | 0.00         | 250,408.00  | 990.22       | 0.00         | 249,417.78    | 0.00    |

Grand Totals for all Subfunds of Fund 10: 8,598,740.00 126,370.47 8,725,110.47 7,254,095.50 105,850.90 1,365,164.07 368,797.04

**Revenues Summary**

| Acct Group          | Group Title                    | Budgeted Est.       | Transfers         | Adj. Budget         | Act to Date         | Unrealized Under/(Over) |
|---------------------|--------------------------------|---------------------|-------------------|---------------------|---------------------|-------------------------|
| Recap               | From Recap of Fund Balance     | 328,327.00          | 105,717.08        | 434,044.08          | (928,924.34)        | 1,362,968.42            |
| 307/309/317         | Bgtd wdrwl from cap rsv        | 250,000.00          | 0.00              | 250,000.00          | 0.00                | 250,000.00              |
| 310                 | Bgtd wdrwl from maint rsv      | 0.00                | 20,653.39         | 20,653.39           | 20,653.39           | 0.00                    |
| 10-5200-000-000     | Transfers fr Other Funds       | 0.00                | 0.00              | 0.00                | 0.00                | 0.00                    |
| 10-1210-000-000     | Local Tax Levy                 | 6,567,650.00        | 0.00              | 6,567,650.00        | 6,567,650.00        | 0.00                    |
| 10-1220-000-000     | Banked Capital                 | 0.00                | 0.00              | 0.00                | 0.00                | 0.00                    |
| 10-1300-000-000     | Tuition                        | 0.00                | 0.00              | 0.00                | 0.00                | 0.00                    |
| 10-1320-000-000     | Tuition LEAs within state      | 69,498.00           | 0.00              | 69,498.00           | 33,996.00           | 35,502.00               |
| 10-1350-000-000     | Summer Tuition-Ultimate Sports | 1,920.00            | 0.00              | 1,920.00            | 0.00                | 1,920.00                |
| 10-1510-000-000     | Interest                       | 0.00                | 0.00              | 0.00                | 2,653.34            | (2,653.34)              |
| 10-1511-000-000     | Interest on Emerg Rsv          | 0.00                | 0.00              | 0.00                | 0.00                | 0.00                    |
| 10-1512-000-000     | Interest on Cap Rsv            | 400.00              | 0.00              | 400.00              | 990.22              | (590.22)                |
| 10-1530-000-000     | Interest on Maint Reserve      | 400.00              | 0.00              | 400.00              | 273.01              | 126.99                  |
| 10-1910-000-000     | Rental Income                  | 8,500.00            | 0.00              | 8,500.00            | 0.00                | 8,500.00                |
| 10-1980-000-000     | Refund of P/Y Expend           | 0.00                | 0.00              | 0.00                | 16,825.78           | (16,825.78)             |
| 10-1990-000-000     | Misc Revenue                   | 0.00                | 0.00              | 0.00                | 0.00                | 0.00                    |
| 10-3116-000-000     | School Choice Aid              | 32,703.00           | 0.00              | 32,703.00           | 32,703.00           | 0.00                    |
| 10-3121-000-000     | Categorical Transport Aid      | 14,338.00           | 0.00              | 14,338.00           | 14,338.00           | 0.00                    |
| 10-3131-000-000     | Extraordinary Aid              | 0.00                | 0.00              | 0.00                | 270,014.00          | (270,014.00)            |
| 10-3132-000-000     | Categorical Spec Ed Aid        | 273,011.00          | 0.00              | 273,011.00          | 273,011.00          | 0.00                    |
| 10-3176-000-000     | Equalization Aid               | 1,017,609.00        | 0.00              | 1,017,609.00        | 1,017,609.00        | 0.00                    |
| 10-3177-000-000     | Categorical Security Aid       | 34,384.00           | 0.00              | 34,384.00           | 34,384.00           | 0.00                    |
| 10-3178-000-000     | Adjustment Aid                 | 0.00                | 0.00              | 0.00                | 0.00                | 0.00                    |
| 10-3190-000-000     | revenue non public transportat | 0.00                | 0.00              | 0.00                | 3,770.00            | (3,770.00)              |
| 10-3218-300-000     | Bully Prevention Aide          | 0.00                | 0.00              | 0.00                | 0.00                | 0.00                    |
| 10-3XXX-000-00      | Other State Aids               | 0.00                | 0.00              | 0.00                | 0.00                | 0.00                    |
| 18-4522-000-000     | Education Jobs Fund            | 0.00                | 0.00              | 0.00                | 0.00                | 0.00                    |
| <b>Grand Totals</b> |                                | <b>8,598,740.00</b> | <b>126,370.47</b> | <b>8,725,110.47</b> | <b>7,359,946.40</b> | <b>1,365,164.07</b>     |

**Minimum Expense General Ledger Report**

Fund 10 (General Fund)

| Expend. Account #         | Account Title | Original Bgt | New App/Tmsf | Revised Bgt | Expenditures | Encumbrances | Avail Balance | Refunds |
|---------------------------|---------------|--------------|--------------|-------------|--------------|--------------|---------------|---------|
| Grand Totals for fund 10: |               | 0.00         | 0.00         | 0.00        | 0.00         | 0.00         | 0.00          | 0.00    |

Fund 11 (Current Expense Fund)

| Expend. Account #                      | Account Title                  | Original Bgt | New App/Tmsf | Revised Bgt  | Expenditures | Encumbrances | Avail Balance | Refunds  |
|--|--------------------------------|--------------|--------------|--------------|--------------|--------------|---------------|----------|
| 11-100-221-176                         | Memtor Pay                     | 0.00         | 0.00         | 0.00         | 0.00         | 0.00         | 0.00          | 1,413.38 |
| 11-110-100-101                         | Sal Teachers Kindergarten      | 173,546.00   | (58.48)      | 173,487.52   | 172,841.52   | 0.00         | 646.00        | 0.00     |
| 11-120-100-101                         | Sal Teachers Gr 1-5            | 1,037,849.00 | (3,609.72)   | 1,034,239.28 | 986,400.30   | 0.00         | 47,838.98     | 0.00     |
| 11-130-100-101                         | Sal Teachers Gr 6-8            | 646,947.00   | (6,962.00)   | 639,985.00   | 606,833.85   | 0.00         | 33,151.15     | 0.00     |
| Regular Programs-Instruction           |                                | 1,858,342.00 | (10,630.20)  | 1,847,711.80 | 1,766,075.67 | 0.00         | 81,636.13     | 1,413.38 |
| 11-150-100-101                         | Sal Teachers                   | 4,000.00     | 1,553.62     | 5,553.62     | 5,553.62     | 0.00         | 0.00          | 0.00     |
| 11-150-100-320                         | Purchased Prof/Ed Services     | 1,000.00     | 1,446.38     | 2,446.38     | 1,492.44     | 0.00         | 953.94        | 0.00     |
| Regular Programs-Home Instruction      |                                | 5,000.00     | 3,000.00     | 8,000.00     | 7,046.06     | 0.00         | 953.94        | 0.00     |
| 11-190-100-320                         | Purch Prof/Ed Svs              | 150,000.00   | (21,000.00)  | 129,000.00   | 127,581.52   | 0.00         | 1,418.48      | 0.00     |
| 11-190-100-340                         | Coper Leases                   | 88,910.00    | 3,348.28     | 92,258.28    | 84,969.53    | 1,173.75     | 6,115.00      | 0.00     |
| 11-190-100-500                         | Other Purchased Svs            | 3,776.00     | (3,000.00)   | 776.00       | 0.00         | 0.00         | 776.00        | 0.00     |
| 11-190-100-610                         | General Supplies               | 137,342.00   | (934.20)     | 136,407.80   | 127,171.17   | 1,309.43     | 7,927.20      | 1,000.00 |
| 11-190-100-640                         | Textbooks                      | 49,018.00    | 95,836.02    | 144,854.02   | 46,596.58    | 97,930.31    | 327.13        | 0.00     |
| Regular Programs-Undistrib Instruction |                                | 429,046.00   | 74,250.10    | 503,296.10   | 386,318.80   | 100,413.49   | 16,563.81     | 1,000.00 |
| 11-212-100-101                         | Salaries MD Program            | 3,291.00     | (3,291.00)   | 0.00         | 0.00         | 0.00         | 0.00          | 0.00     |
| 11-212-100-106                         | Other Salaries (MD)            | 1,500.00     | (1,500.00)   | 0.00         | 0.00         | 0.00         | 0.00          | 0.00     |
| 11-212-100-610                         | Supplies MD Program            | 2,885.00     | (2,659.42)   | 225.58       | 225.58       | 0.00         | 0.00          | 0.00     |
| Special Education-Multiply Disabled    |                                | 7,676.00     | (7,450.42)   | 225.58       | 225.58       | 0.00         | 0.00          | 0.00     |
| 11-213-100-101                         | Sal Teachers                   | 624,158.00   | 0.00         | 624,158.00   | 616,449.16   | 0.00         | 7,708.84      | 0.00     |
| 11-213-100-610                         | General Supplies               | 1,275.00     | (1.15)       | 1,273.85     | 1,269.35     | 0.00         | 4.50          | 0.00     |
| Special Education-Resource room        |                                | 625,433.00   | (1.15)       | 625,431.85   | 617,718.51   | 0.00         | 7,713.34      | 0.00     |
| 11-214-100-101                         | Sal Teachers BD/Autism         | 367,948.00   | 0.00         | 367,948.00   | 366,427.80   | 0.00         | 1,520.20      | 0.00     |
| 11-214-100-106                         | Salaries Aides BD/Aut          | 5,122.00     | 0.00         | 5,122.00     | 0.00         | 0.00         | 5,122.00      | 0.00     |
| 11-214-100-610                         | Supplies BD/AUT                | 1,400.00     | 1.15         | 1,401.15     | 1,274.89     | 0.00         | 126.26        | 0.00     |
| Autism                                 |                                | 374,470.00   | 1.15         | 374,471.15   | 367,702.69   | 0.00         | 6,768.46      | 0.00     |
| 11-215-100-106                         | PSD Aides Salaries             | 2,908.00     | (2,908.00)   | 0.00         | 0.00         | 0.00         | 0.00          | 0.00     |
| Pre-School Disabilities Part-Time      |                                | 2,908.00     | (2,908.00)   | 0.00         | 0.00         | 0.00         | 0.00          | 0.00     |
| 11-219-100-320                         | Purch Prof - Educational Svcs  | 2,000.00     | 0.00         | 2,000.00     | 0.00         | 0.00         | 2,000.00      | 0.00     |
| Home Instruction                       |                                | 2,000.00     | 0.00         | 2,000.00     | 0.00         | 0.00         | 2,000.00      | 0.00     |
| 11-230-100-101                         | Sal Teachers                   | 130,092.00   | 0.00         | 130,092.00   | 88,770.15    | 0.00         | 41,321.85     | 0.00     |
| 11-230-100-610                         | General Supplies               | 300.00       | 0.00         | 300.00       | 187.12       | 0.00         | 112.88        | 0.00     |
| Basic Skills/Remedial Instruction      |                                | 130,392.00   | 0.00         | 130,392.00   | 88,957.27    | 0.00         | 41,434.73     | 0.00     |
| 11-240-100-610                         | ESL General Supplies           | 250.00       | 0.00         | 250.00       | 0.00         | 0.00         | 250.00        | 0.00     |
| Bilingual Education Instruction        |                                | 250.00       | 0.00         | 250.00       | 0.00         | 0.00         | 250.00        | 0.00     |
| 11-401-100-100                         | Salaries                       | 23,000.00    | 0.00         | 23,000.00    | 14,245.54    | 0.00         | 8,754.46      | 416.00   |
| 11-401-100-500                         | Purchased Services             | 3,500.00     | 0.00         | 3,500.00     | 686.00       | 0.00         | 2,814.00      | 686.00   |
| 11-401-100-580                         | Cocurricular Travel            | 4,000.00     | 0.00         | 4,000.00     | 0.00         | 0.00         | 4,000.00      | 0.00     |
| 11-401-100-600                         | Supplies & Materials           | 4,675.00     | 0.00         | 4,675.00     | 432.49       | 0.00         | 4,242.51      | 0.00     |
| 11-401-100-800                         | Other Objects                  | 345.00       | 0.00         | 345.00       | 0.00         | 0.00         | 345.00        | 0.00     |
| 11-401-100-930                         | TrnsCoverDeficit(Agency Funds) | 500.00       | 0.00         | 500.00       | 70.00        | 0.00         | 430.00        | 0.00     |
| Co/Extra-Curricular Activities-Instr   |                                | 36,020.00    | 0.00         | 36,020.00    | 15,434.03    | 0.00         | 20,585.97     | 1,102.00 |
| 11-402-100-100                         | Athletic Programs Salaries     | 12,938.00    | (7,850.00)   | 5,088.00     | 5,088.00     | 0.00         | 0.00          | 0.00     |
| 11-402-100-500                         | Purch Svs-Referees             | 4,000.00     | (2,250.00)   | 1,750.00     | 517.50       | 0.00         | 1,232.50      | 0.00     |
| Athletic Programs-Instruction          |                                | 16,938.00    | (10,100.00)  | 6,838.00     | 5,605.50     | 0.00         | 1,232.50      | 0.00     |
| 11-421-100-101                         | HW Club-Before/After Programs  | 2,465.00     | 0.00         | 2,465.00     | 1,164.40     | 0.00         | 1,300.60      | 0.00     |
| 11-422-100-101                         | Summer Salary-Sports Camp      | 2,096.00     | 0.00         | 2,096.00     | 0.00         | 0.00         | 2,096.00      | 0.00     |
| Other Instructional Programs           |                                | 4,561.00     | 0.00         | 4,561.00     | 1,164.40     | 0.00         | 3,396.60      | 0.00     |
| 11-000-100-562                         | Tuition LEA's in State Special | 0.00         | 25,000.00    | 25,000.00    | 25,000.00    | 0.00         | 0.00          | 0.00     |
| 11-000-100-566                         | Tuition Prvt Sch Disab in Stat | 79,398.00    | (41,007.00)  | 38,391.00    | 0.00         | 0.00         | 38,391.00     | 0.00     |
| 11-000-100-56X                         | Charter School Payment         | 0.00         | 16,007.00    | 16,007.00    | 16,007.00    | 0.00         | 0.00          | 0.00     |
| Undistributed Expense-Instruction      |                                | 79,398.00    | 0.00         | 79,398.00    | 41,007.00    | 0.00         | 38,391.00     | 0.00     |



FY2021 Data is Posted to 6/30/2021

Fund 11 (Current Expense Fund)

| Expend. Account #                    | Account Title                      | Original Bgt | New App/Tmsf | Revised Bgt | Expenditures | Encumbrances | Avail Balance | Refunds |
|--------------------------------------|------------------------------------|--------------|--------------|-------------|--------------|--------------|---------------|---------|
| 11-000-211-100                       | School Social Worker               | 52,849.00    | 0.00         | 52,849.00   | 51,183.00    | 0.00         | 1,666.00      | 0.00    |
| Attendance and Social Work Svcs      |                                    | 52,849.00    | 0.00         | 52,849.00   | 51,183.00    | 0.00         | 1,666.00      | 0.00    |
| 11-000-213-100                       | Salaries                           | 159,714.00   | 0.00         | 159,714.00  | 143,257.89   | 0.00         | 16,456.11     | 0.00    |
| 11-000-213-300                       | Purchased Prof/Tech Svcs           | 1,750.00     | 0.00         | 1,750.00    | 1,750.00     | 0.00         | 0.00          | 0.00    |
| 11-000-213-500                       | Other Purchased Services           | 500.00       | (500.00)     | 0.00        | 0.00         | 0.00         | 0.00          | 0.00    |
| 11-000-213-600                       | Supplies & Materials               | 5,300.00     | 4,622.75     | 9,922.75    | 8,555.18     | 0.00         | 1,367.57      | 0.00    |
| Health Services                      |                                    | 167,264.00   | 4,122.75     | 171,386.75  | 153,563.07   | 0.00         | 17,823.68     | 0.00    |
| 11-000-216-100                       | Salaries                           | 128,052.00   | (38,694.88)  | 89,357.12   | 87,556.12    | 0.00         | 1,801.00      | 0.00    |
| 11-000-216-320                       | Purchased Prof/Ed Services         | 7,700.00     | 74,129.50    | 81,829.50   | 79,929.50    | 0.00         | 1,900.00      | 0.00    |
| 11-000-216-600                       | Supplies & Materials               | 6,800.00     | (76.20)      | 6,723.80    | 5,744.90     | 501.31       | 477.59        | 0.00    |
| Speech, O/T, P/T & Related Svcs      |                                    | 142,552.00   | 35,358.42    | 177,910.42  | 173,230.52   | 501.31       | 4,178.59      | 0.00    |
| 11-000-217-100                       | Salaries                           | 9,460.00     | 0.00         | 9,460.00    | 0.00         | 0.00         | 9,460.00      | 0.00    |
| 11-000-217-320                       | Purchased Prof/Ed Svcs             | 470,053.00   | (25,000.00)  | 445,053.00  | 209,992.38   | 0.00         | 235,060.62    | 0.00    |
| Other Support Svc-Extraordinary Svcs |                                    | 479,513.00   | (25,000.00)  | 454,513.00  | 209,992.38   | 0.00         | 244,520.62    | 0.00    |
| 11-000-218-104                       | Salaries Other Prof Staff          | 137,345.00   | 0.00         | 137,345.00  | 133,890.00   | 0.00         | 3,455.00      | 0.00    |
| 11-000-218-105                       | Sal Guidance Secretary             | 48,793.00    | 609.92       | 49,402.92   | 45,998.32    | 0.00         | 3,404.60      | 0.00    |
| 11-000-218-600                       | Supplies & Materials               | 800.00       | 55.68        | 855.68      | 223.80       | 0.00         | 631.88        | 0.00    |
| Undistributed Exp-Guidance           |                                    | 186,938.00   | 665.60       | 187,603.60  | 180,112.12   | 0.00         | 7,491.48      | 0.00    |
| 11-000-219-104                       | Salaries Other Prof Staff          | 236,191.00   | 0.00         | 236,191.00  | 217,886.07   | 0.00         | 18,304.93     | 0.00    |
| 11-000-219-105                       | Salaries Sec/Clerical Assts        | 31,178.00    | 3,020.00     | 34,198.00   | 28,627.73    | 0.00         | 5,570.27      | 0.00    |
| 11-000-219-320                       | Purchased Prof/Ed Svcs             | 32,000.00    | 0.00         | 32,000.00   | 19,057.18    | 0.00         | 12,942.82     | 0.00    |
| 11-000-219-390                       | Other Purch Prof Svcs              | 10,000.00    | (3,020.00)   | 6,980.00    | 0.00         | 0.00         | 6,980.00      | 0.00    |
| 11-000-219-592                       | Misc Purch Svcs (TIENET)           | 1,100.00     | 0.00         | 1,100.00    | 0.00         | 0.00         | 1,100.00      | 0.00    |
| 11-000-219-600                       | Supplies & Materials               | 15,000.00    | (326.65)     | 14,673.35   | 11,494.85    | 286.10       | 2,892.40      | 0.00    |
| 11-000-219-800                       | Other Objects (NJPSA)              | 2,750.00     | 0.00         | 2,750.00    | 845.00       | 0.00         | 1,905.00      | 0.00    |
| Undistributed Exp-Child Study Team   |                                    | 328,219.00   | (326.65)     | 327,892.35  | 277,910.83   | 286.10       | 49,695.42     | 0.00    |
| 11-000-221-102                       | Salary Supervisor of Instruct      | 66,861.00    | 0.24         | 66,861.24   | 66,579.87    | 0.00         | 281.37        | 0.00    |
| 11-000-221-105                       | Salary Sec/Clerical Asst           | 9,062.00     | 0.00         | 9,062.00    | 9,061.92     | 0.00         | 0.08          | 0.00    |
| 11-000-221-110                       | Training of Staff                  | 2,000.00     | (0.24)       | 1,999.76    | 523.98       | 0.00         | 1,475.78      | 0.00    |
| Improvement of Instructional Svcs    |                                    | 77,923.00    | 0.00         | 77,923.00   | 76,165.77    | 0.00         | 1,757.23      | 0.00    |
| 11-000-222-100                       | Sal Media Services                 | 100,113.00   | 0.40         | 100,113.40  | 100,113.04   | 0.00         | 0.36          | 0.00    |
| 11-000-222-300                       | Purch Prof/Tech Svcs               | 670.00       | 0.00         | 670.00      | 0.00         | 0.00         | 670.00        | 0.00    |
| 11-000-222-600                       | Supplies & Materials               | 10,250.00    | 3,410.94     | 13,660.94   | 13,451.42    | 0.00         | 209.52        | 13.79   |
| Library and Educ Media               |                                    | 111,033.00   | 3,411.34     | 114,444.34  | 113,564.46   | 0.00         | 879.88        | 13.79   |
| 11-000-223-110                       | Other Salaries                     | 0.00         | 4,575.00     | 4,575.00    | 3,988.07     | 0.00         | 586.93        | 0.00    |
| 11-000-223-320                       | Inst Staff Training Consult        | 1,190.00     | (460.20)     | 729.80      | 522.73       | 0.00         | 207.07        | 0.00    |
| 11-000-223-500                       | Other Purchased Svcs               | 11,200.00    | (814.80)     | 10,385.20   | 7,932.05     | 0.00         | 2,453.15      | 0.00    |
| Instr. Staff Training Svcs           |                                    | 12,390.00    | 3,300.00     | 15,690.00   | 12,442.85    | 0.00         | 3,247.15      | 0.00    |
| 11-000-230-100                       | Salaries                           | 99,538.00    | 3,037.58     | 102,575.58  | 102,575.58   | 0.00         | 0.00          | 0.00    |
| 11-000-230-331                       | Legal Services                     | 44,600.00    | (3,037.58)   | 41,562.42   | 20,314.85    | 0.00         | 21,247.57     | 0.00    |
| 11-000-230-332                       | Audit Fees                         | 23,500.00    | 0.00         | 23,500.00   | 23,500.00    | 0.00         | 0.00          | 0.00    |
| 11-000-230-334                       | Architect/Engineer Svcs            | 0.00         | 1,750.00     | 1,750.00    | 1,750.00     | 0.00         | 0.00          | 0.00    |
| 11-000-230-339                       | Other Purchased Prof Svcs          | 5,050.00     | 0.00         | 5,050.00    | 4,735.00     | 0.00         | 315.00        | 0.00    |
| 11-000-230-530                       | Communications/Telephone           | 20,000.00    | (1,874.00)   | 18,126.00   | 12,656.48    | 0.00         | 5,469.52      | 208.80  |
| 11-000-230-580                       | Travel Other-Superintendent Travel | 2,000.00     | 0.00         | 2,000.00    | 0.00         | 0.00         | 2,000.00      | 0.00    |
| 11-000-230-585                       | BOE Other Purchased Svcs           | 4,000.00     | 0.00         | 4,000.00    | 1,198.00     | 0.00         | 2,802.00      | 0.00    |
| 11-000-230-590                       | Misc Purchased Svcs                | 7,980.00     | 2,819.00     | 10,799.00   | 10,799.00    | 0.00         | 0.00          | 0.00    |
| 11-000-230-610                       | General Supplies                   | 1,000.00     | 0.00         | 1,000.00    | 397.92       | 0.00         | 602.08        | 0.00    |
| 11-000-230-890                       | Misc Expenditures                  | 7,000.00     | 453.30       | 7,453.30    | 4,095.70     | 0.00         | 3,357.60      | 0.00    |
| 11-000-230-895                       | BOE Membership Dues/Fees           | 4,400.00     | 0.00         | 4,400.00    | 4,019.45     | 0.00         | 380.55        | 0.00    |
| Support Svc-General Admin            |                                    | 219,068.00   | 3,148.30     | 222,216.30  | 186,041.98   | 0.00         | 36,174.32     | 208.80  |
| 11-000-240-103                       | Sal Princ/Asst Princ/Prog Dir      | 140,304.00   | 499.40       | 140,803.40  | 133,140.72   | 0.00         | 7,662.68      | 0.00    |
| 11-000-240-105                       | Salaries Sec/Clerical Assts        | 37,246.00    | 0.60         | 37,246.60   | 37,246.60    | 0.00         | 0.00          | 0.00    |
| 11-000-240-600                       | Supplies & Materials               | 2,100.00     | (500.00)     | 1,600.00    | 0.00         | 0.00         | 1,600.00      | 0.00    |
| 11-000-240-800                       | Other Objects                      | 5,106.00     | 0.00         | 5,106.00    | 1,690.00     | 0.00         | 3,416.00      | 0.00    |
| Support Svc-School Admin             |                                    | 184,756.00   | 0.00         | 184,756.00  | 172,077.32   | 0.00         | 12,678.68     | 0.00    |

FY2021 Data is Posted to 6/30/2021


Fund 11 (Current Expense Fund)


| Expend. Account #              | Account Title                         | Original Bgt | New App/Tnsf | Revised Bgt  | Expenditures | Encumbrances | Avail Balance | Refunds    |
|--------------------------------|---------------------------------------|--------------|--------------|--------------|--------------|--------------|---------------|------------|
| 11-000-251-100                 | Salaries                              | 98,047.00    | (3,300.00)   | 94,747.00    | 88,879.20    | 0.00         | 5,867.80      | 0.00       |
| 11-000-251-330                 | Purchased Prof Svcs                   | 2,550.00     | 0.00         | 2,550.00     | 1,000.00     | 0.00         | 1,550.00      | 0.00       |
| 11-000-251-340                 | Purch Tech Svcs                       | 32,500.00    | 250.00       | 32,750.00    | 25,089.00    | 0.00         | 7,661.00      | 0.00       |
| 11-000-251-592                 | Misc Purchased Svcs                   | 950.00       | 0.00         | 950.00       | 700.00       | 0.00         | 250.00        | 0.00       |
| 11-000-251-600                 | Supplies & Materials                  | 2,542.00     | 0.00         | 2,542.00     | 973.52       | 0.00         | 1,568.48      | 0.00       |
| 11-000-251-890                 | Misc Expenditures                     | 7,000.00     | 0.00         | 7,000.00     | 4,163.76     | 0.00         | 2,836.24      | 5.00       |
| Central Services               |                                       | 143,589.00   | (3,050.00)   | 140,539.00   | 120,805.48   | 0.00         | 19,733.52     | 5.00       |
| 11-000-252-500                 | Other Purchased Services Technology   | 30,000.00    | 0.00         | 30,000.00    | 21,118.60    | 0.00         | 8,881.40      | 6,572.31   |
| Admin Inform Tech Support Svcs |                                       | 30,000.00    | 0.00         | 30,000.00    | 21,118.60    | 0.00         | 8,881.40      | 6,572.31   |
| 11-000-261-100                 | Salaries                              | 145,568.00   | 0.00         | 145,568.00   | 123,509.50   | 0.00         | 22,058.50     | 467.30     |
| 11-000-261-420                 | Cleaning/Repair/Maint Svcs            | 172,000.00   | 52,095.75    | 224,095.75   | 197,006.80   | 4,650.00     | 22,438.95     | 595.00     |
| 11-000-261-610                 | General Supplies                      | 10,000.00    | 1,397.64     | 11,397.64    | 4,633.26     | 0.00         | 6,764.38      | 0.00       |
| Required Maint. of School Fac. |                                       | 327,568.00   | 53,493.39    | 381,061.39   | 325,149.56   | 4,650.00     | 51,261.83     | 1,062.30   |
| 11-000-262-100                 | Salaries                              | 217,881.00   | 0.00         | 217,881.00   | 184,585.78   | 0.00         | 33,295.22     | 12,494.48  |
| 11-000-262-107                 | Sal Non-Instruct Aides                | 14,626.00    | 0.00         | 14,626.00    | 4,725.40     | 0.00         | 9,900.60      | 0.00       |
| 11-000-262-300                 | Purch Prof Svcs                       | 10,184.00    | 0.00         | 10,184.00    | 2,571.00     | 0.00         | 7,613.00      | 0.00       |
| 11-000-262-420                 | Cleaning/Repair/Maint Svcs            | 1,400.00     | 0.00         | 1,400.00     | 0.00         | 0.00         | 1,400.00      | 0.00       |
| 11-000-262-490                 | ES Water                              | 23,000.00    | 0.00         | 23,000.00    | 15,969.15    | 0.00         | 7,030.85      | 0.00       |
| 11-000-262-520                 | Insurance                             | 69,000.00    | 1,518.00     | 70,518.00    | 70,518.00    | 0.00         | 0.00          | 0.00       |
| 11-000-262-610                 | General Supplies                      | 28,272.00    | 6,030.84     | 34,302.84    | 20,014.88    | 0.00         | 14,287.96     | 0.00       |
| 11-000-262-621                 | ES Natural Gas                        | 67,000.00    | (8,946.11)   | 58,053.89    | 48,507.63    | 0.00         | 9,546.26      | 0.00       |
| 11-000-262-622                 | Energy (Electricity)                  | 83,000.00    | 0.00         | 83,000.00    | 60,513.04    | 0.00         | 22,486.96     | 0.00       |
| 11-000-262-626                 | Gasoline                              | 500.00       | 0.00         | 500.00       | 0.00         | 0.00         | 500.00        | 0.00       |
| 11-000-262-800                 | Other Objects                         | 1,490.00     | 0.00         | 1,490.00     | 774.99       | 0.00         | 715.01        | 0.00       |
| Custodial Services             |                                       | 516,353.00   | (1,397.27)   | 514,955.73   | 408,179.87   | 0.00         | 106,775.86    | 12,494.48  |
| 11-000-263-300                 | Purch Prof - Snow Removal             | 0.00         | 8,946.11     | 8,946.11     | 8,946.11     | 0.00         | 0.00          | 0.00       |
| Care & Upkeep of Grounds       |                                       | 0.00         | 8,946.11     | 8,946.11     | 8,946.11     | 0.00         | 0.00          | 0.00       |
| 11-000-270-503                 | Aid in Lieu Pmts (Non-Public)         | 15,000.00    | 0.00         | 15,000.00    | 8,929.60     | 0.00         | 6,070.40      | 0.00       |
| 11-000-270-505                 | Contr Srvc Aid in Lieu pymts schl chc | 3,000.00     | 0.00         | 3,000.00     | 1,004.55     | 0.00         | 1,995.45      | 0.00       |
| 11-000-270-512                 | Contr Svcs(not Home/School)Vend       | 9,000.00     | 0.00         | 9,000.00     | 1,646.00     | 0.00         | 7,354.00      | 0.00       |
| 11-000-270-513                 | Contr Serv(Home-Sch) Joint Agr        | 4,500.00     | 0.00         | 4,500.00     | 2,595.00     | 0.00         | 1,905.00      | 0.00       |
| 11-000-270-515                 | Spec Ed Joint Trans Agreemts          | 3,000.00     | 0.00         | 3,000.00     | 0.00         | 0.00         | 3,000.00      | 0.00       |
| 11-000-270-517                 | Transport (Reg Stud)ESC/CTSA          | 57,900.00    | 0.00         | 57,900.00    | 0.00         | 0.00         | 57,900.00     | 0.00       |
| 11-000-270-518                 | Contr Svcs ESC                        | 50,000.00    | 0.00         | 50,000.00    | 0.00         | 0.00         | 50,000.00     | 0.00       |
| Student Transportation Svcs    |                                       | 142,400.00   | 0.00         | 142,400.00   | 14,175.15    | 0.00         | 128,224.85    | 0.00       |
| 11-000-291-220                 | Social Security Contribns             | 86,500.00    | 0.00         | 86,500.00    | 58,452.29    | 0.00         | 28,047.71     | 0.00       |
| 11-000-291-241                 | Other Retiremnt Cont Regular          | 77,100.00    | 0.00         | 77,100.00    | 62,504.00    | 0.00         | 14,596.00     | 0.00       |
| 11-000-291-249                 | DCRP                                  | 7,500.00     | 0.00         | 7,500.00     | 5,097.14     | 0.00         | 2,402.86      | 0.00       |
| 11-000-291-250                 | Unemployment Compensation             | 52,824.00    | 0.00         | 52,824.00    | 52,824.00    | 0.00         | 0.00          | 0.00       |
| 11-000-291-260                 | Workmen's Compensation                | 79,172.00    | (2,463.00)   | 76,709.00    | 66,151.00    | 0.00         | 10,558.00     | 0.00       |
| 11-000-291-270                 | Health Benefits                       | 1,242,994.00 | 0.00         | 1,242,994.00 | 1,163,299.05 | 0.00         | 79,694.95     | 344,924.98 |
| 11-000-291-280                 | Tuition Reimbursement                 | 32,000.00    | 0.00         | 32,000.00    | 22,056.45    | 0.00         | 9,943.55      | 0.00       |
| 11-000-291-290                 | Other Employee Benefits               | 4,993.00     | 0.00         | 4,993.00     | 2,543.52     | 0.00         | 2,449.48      | 0.00       |
| 11-000-291-299                 | Unused Sick Pay-Term/Ret Staff        | 70,000.00    | 0.00         | 70,000.00    | 17,990.24    | 0.00         | 52,009.76     | 0.00       |
| Employee Benefits              |                                       | 1,653,083.00 | (2,463.00)   | 1,650,620.00 | 1,450,917.69 | 0.00         | 199,702.31    | 344,924.98 |
| 606                            | Increase in Maint Rsv                 | 400.00       | 0.00         | 400.00       | 273.01       | 0.00         | 126.99        | 0.00       |
| Grand Totals for fund 11:      |                                       | 8,348,332.00 | 126,370.47   | 8,474,702.47 | 7,253,105.28 | 105,850.90   | 1,115,746.29  | 368,797.04 |

Fund 12 (Capital Outlay Fund)

| Expend. Account #                         | Account Title              | Original Bgt | New App/Tnsf | Revised Bgt  | Expenditures | Encumbrances | Avail Balance | Refunds    |
|---|----------------------------|--------------|--------------|--------------|--------------|--------------|---------------|------------|
| 604                                       | Increase in Cap Rsv        | 400.00       | 0.00         | 400.00       | 990.22       | 0.00         | (590.22)      | \$0.00     |
| 12-000-400-450                            | Construction Services      | 250,000.00   | 0.00         | 250,000.00   | 0.00         | 0.00         | 250,000.00    | 0.00       |
| 12-000-400-896                            | Asst Debt Service SDA fund | 8.00         | 0.00         | 8.00         | 0.00         | 0.00         | 8.00          | 0.00       |
| Facil Acquis/Construction Svcs            |                            | 250,008.00   | 0.00         | 250,008.00   | 0.00         | 0.00         | 250,008.00    | 0.00       |
| Grand Totals for fund 12:                 |                            | 250,408.00   | 0.00         | 250,408.00   | 990.22       | 0.00         | 249,417.78    | 0.00       |
| Grand Totals for all Subfunds of Fund 10: |                            | 8,598,740.00 | 126,370.47   | 8,725,110.47 | 7,254,095.50 | 105,850.90   | 1,365,164.07  | 368,797.04 |

Pursuant to N.J.A.C. 6A:23A-16.10(c)3, I certify that as of the date of this report no budgetary line item account has encumbrances and expenditures which in total exceed the line item appropriation in violation of 6A:23A-16.10(a).

  
\_\_\_\_\_  
John Jennings, Business Administrator

  
\_\_\_\_\_  
Date

**Interim Balance Sheet**

**ASSETS AND RESOURCES**

| ASSETS  |  |                   |               |
|---|--|-------------------|---------------|
| 101 Cash in checking account                  |  | \$ 126,245.62     |               |
| 102-106 Other cash equivalents                |  | \$ 0.00           |               |
| Total cash                                    |  |                   | \$ 126,245.62 |
| 111 Investments                               |  |                   | \$ 0.00       |
| 114 Investment interest receivable            |  |                   | \$ 0.00       |
| 121 Tax levy receivable                       |  |                   | \$ 0.00       |
| Accounts receivable                           |  |                   |               |
| 132 Interfund                                 |  | \$ 0.00           |               |
| 141 Intergovernmental - state                 |  | \$ 69,489.10      |               |
| 142 Intergovernmental - federal               |  | \$ 133,815.31     |               |
| 143 Intergovernmental - other                 |  | \$ 6,728.57       |               |
| 153 Other Accounts Receivable                 |  | \$ 7,201.33       |               |
|   |  |                   | \$ 217,234.31 |
| Loans receivable                              |  |                   |               |
| 131 Interfund                                 |  | \$ 0.00           |               |
| 151 Other Loans Receivable                    |  | \$ 0.00           |               |
|   |  |                   | \$ 0.00       |
| 199 Other current assets                      |  |                   | \$ 0.00       |
| RESOURCES                                     |  |                   |               |
| 301 Estimated revenues (from adjusted budget) |  | \$ 1,075,390.00   |               |
| 302 Less: revenues collected or accrued       |  | \$ (1,028,703.33) |               |
|   |  |                   | \$ 46,686.67  |
| TOTAL ASSETS AND RESOURCES                    |  |                   | \$ 390,166.60 |

**LIABILITIES AND FUND EQUITY**

| LIABILITIES                                      |  |  |              |
|--|--|--|--------------|
| 401 Interfund loans payable                      |  |  | \$ 34,227.68 |
| 402 Interfund accounts payable                   |  |  | \$ 0.00      |
| 411 Intergovernmental accounts payable - state   |  |  | \$ 0.00      |
| 412 Intergovernmental accounts payable - federal |  |  | \$ 0.00      |
| 413 Intergovernmental accounts payable - other   |  |  | \$ 0.00      |
| 421 Accounts payable                             |  |  | \$ 0.00      |
| 422 Judgments payable                            |  |  | \$ 0.00      |
| 430 Compensated absences payable                 |  |  | \$ 0.00      |
| 431 Contracts payable                            |  |  | \$ 0.00      |
| 451 Loans payable                                |  |  | \$ 0.00      |
| 481 Deferred revenues                            |  |  | \$ 8,800.56  |
| 499 Other current liabilities                    |  |  | \$ 0.00      |
| Total liabilities                                |  |  | \$ 43,028.24 |

|   |    |            |              |               |            |
|---|----|------------|--------------|---------------|------------|
| FUND EQUITY                                 |    |            |              |               |            |
| Appropriated:                               |    |            |              |               |            |
| 753 Reserve for encumbrances - current year |    |            | \$           | 116,208.58    |            |
| 754 Reserve for encumbrances - prior year   |    |            | \$           | 0.00          |            |
| 760 Other reserves                          |    |            | \$           | 0.00          |            |
| 771 Designated Fund Balance                 |    |            | \$           | 0.00          |            |
| 601 Appropriations                          |    | \$         | 1,075,723.39 |               |            |
| 602 Less: expenditures                      | \$ | 728,125.03 |              |               |            |
| 603 Less: encumbrances                      | \$ | 116,208.58 | \$           | (844,333.61)  |            |
| Appropriations less expenditures            |    |            | \$           | 231,389.78    |            |
|   |    |            | \$           | 347,598.36    |            |
| Unappropriated:                             |    |            |              |               |            |
| 770 Fund Balance, July 1, 2020              |    |            | \$           | (460.00)      |            |
| 303 Less: budgeted fund balance             |    |            | \$           | 0.00          |            |
| Unappropriated fund balance                 |    |            |              | \$ (460.00)   |            |
| Total fund equity                           |    |            |              | \$ 347,138.36 |            |
| TOTAL LIABILITIES AND FUND EQUITY           |    |            |              | \$            | 390,166.60 |

**Revenues/Sources of Funds**

| Acct Group          | Group Title               | Budgeted Est.     | Transfers         | Adj. Budget         | Act to Date       | Unrealized Under/(Over) |
|---------------------|---------------------------|-------------------|-------------------|---------------------|-------------------|-------------------------|
| Info Only           | Revenue Req'd to Balance  | 0.00              | 333.39            | 333.39              | (184,369.72)      | 184,703.11              |
| 52xx                | From Transfers            | 0.00              | 0.00              | 0.00                | 0.00              | 0.00                    |
| 1xxx                | From Local Sources        | 0.00              | 3,500.00          | 3,500.00            | 3,190.33          | 309.67                  |
| 2xxx                | From Intermediate Sources | 0.00              | 12,000.00         | 12,000.00           | 11,971.00         | 29.00                   |
| 3xxx                | From State Sources        | 717,991.00        | 0.00              | 717,991.00          | 717,991.00        | 0.00                    |
| 4xxx                | From Federal Sources      | 119,525.00        | 222,374.00        | 341,899.00          | 295,551.00        | 46,348.00               |
| 5xxx                | From Other Sources        | 0.00              | 0.00              | 0.00                | 0.00              | 0.00                    |
| <b>Grand Totals</b> |                           | <b>837,516.00</b> | <b>238,207.39</b> | <b>1,075,723.39</b> | <b>844,333.61</b> | <b>231,389.78</b>       |

**Fund 20 (Special Revenue Fund)**

| Account Group                      | Group Title | Original Bgt      | New App/Trnsf     | Revised Bgt         | Expenditures      | Encumbrances      | Avail Balance     | Refunds          |
|------------------------------------|-------------|-------------------|-------------------|---------------------|-------------------|-------------------|-------------------|------------------|
| Local Projects                     |             | 0.00              | 3,500.00          | 3,500.00            | 3,190.33          | 0.00              | 309.67            | 0.00             |
| Early Childhood Program Aid        |             | 717,991.00        | 0.00              | 717,991.00          | 533,622.01        | 0.00              | 184,368.99        | 12,968.28        |
| Title I Improving Basic Programs   |             | 21,846.00         | 13,539.00         | 35,385.00           | 28,249.98         | 0.00              | 7,135.02          | 0.00             |
| Title III English Lang Enhancement |             | 0.00              | 714.00            | 714.00              | 714.00            | 0.00              | 0.00              | 0.00             |
| IDEA Part B                        |             | 80,396.00         | 51,931.00         | 132,327.00          | 99,836.68         | 2,232.58          | 30,257.74         | 0.00             |
| IDEA Pre-School                    |             | 3,513.00          | 1,712.00          | 5,225.00            | 1,972.84          | 0.00              | 3,252.16          | 0.00             |
| Title II -A Teacher Training       |             | 5,270.00          | 3,958.00          | 9,228.00            | 6,637.13          | 0.00              | 2,590.87          | 0.00             |
| Title IV Drug Free Schools         |             | 8,500.00          | 2,112.39          | 10,612.39           | 7,166.06          | 0.00              | 3,446.33          | 0.00             |
| Other State Proj                   |             | 0.00              | 12,000.00         | 12,000.00           | 9,971.00          | 2,000.00          | 29.00             | 0.00             |
| CARES ACT                          |             | 0.00              | 21,790.00         | 21,790.00           | 21,790.00         | 0.00              | 0.00              | 0.00             |
| CRF Grant                          |             | 0.00              | 14,975.00         | 14,975.00           | 14,975.00         | 0.00              | 0.00              | 0.00             |
| CRRSA ACT-ESSER II Grant Program   |             | 0.00              | 111,976.00        | 111,976.00          | 0.00              | 111,976.00        | 0.00              | 0.00             |
| <b>Grand Totals for fund 20:</b>   |             | <b>837,516.00</b> | <b>238,207.39</b> | <b>1,075,723.39</b> | <b>728,125.03</b> | <b>116,208.58</b> | <b>231,389.78</b> | <b>12,968.28</b> |

**Revenues Summary**


| Acct Group          | Group Title                    | Budgeted Est.     | Transfers         | Adj. Budget         | Act to Date       | Unrealized Under/(Over) |
|---------------------|--------------------------------|-------------------|-------------------|---------------------|-------------------|-------------------------|
| Info Only           | Revenue Req'd to Balance       | 0.00              | 333.39            | 333.39              | (184,369.72)      | 184,703.11              |
| 20-5200-000-000     | Interfund Transfers.           | 0.00              | 0.00              | 0.00                | 0.00              | 0.00                    |
| 20-1310-000-000     | preschool tuition              | 0.00              | 0.00              | 0.00                | 0.00              | 0.00                    |
| 20-1920-000-000     | Donation frm Private Org       | 0.00              | 0.00              | 0.00                | 0.00              | 0.00                    |
| 20-1920-001-000     | Hunterdon Healthcare Found     | 0.00              | 500.00            | 500.00              | 500.00            | 0.00                    |
| 20-1920-002-000     | Special Olympics Unified Champ | 0.00              | 3,000.00          | 3,000.00            | 2,690.33          | 309.67                  |
| 20-1990-000-200     | Misc. Rev. from Local Sources. | 0.00              | 0.00              | 0.00                | 0.00              | 0.00                    |
| 20-2100-000-000     | Pride Grant                    | 0.00              | 0.00              | 0.00                | 0.00              | 0.00                    |
| 20-2200-000-000     | Sustainable New Jersey         | 0.00              | 10,000.00         | 10,000.00           | 9,971.00          | 29.00                   |
| 20-2200-001-000     | Sustainable Jersey NJEA        | 0.00              | 2,000.00          | 2,000.00            | 2,000.00          | 0.00                    |
| 20-2210-000-000     | NJ Council Hum                 | 0.00              | 0.00              | 0.00                | 0.00              | 0.00                    |
| 20-3218-218-000     | Preschool Education Aid        | 0.00              | 0.00              | 0.00                | 0.00              | 0.00                    |
| 20-3218-218-001     | Expansion PEA AID              | 717,991.00        | 0.00              | 717,991.00          | 717,991.00        | 0.00                    |
| 20-4000-000-000     | Other                          | 0.00              | 0.00              | 0.00                | 0.00              | 0.00                    |
| 20-4411-231-000     | Title I                        | 21,846.00         | 13,415.00         | 35,261.00           | 28,126.00         | 7,135.00                |
| 20-4412-232-000     | Title I Carryover              | 0.00              | 124.00            | 124.00              | 124.00            | 0.00                    |
| 20-4420-250-000     | IDEA Basic                     | 80,396.00         | 17,400.00         | 97,796.00           | 67,538.00         | 30,258.00               |
| 20-4421-251-000     | IDEA Pre-School                | 3,513.00          | 610.00            | 4,123.00            | 871.00            | 3,252.00                |
| 20-4421-253-000     | IDEA Carryover-Basic           | 0.00              | 34,531.00         | 34,531.00           | 34,531.00         | 0.00                    |
| 20-4422-252-000     | IDEA Carryover Pre School      | 0.00              | 1,102.00          | 1,102.00            | 1,102.00          | 0.00                    |
| 20-4451-270-000     | Title IIA                      | 5,270.00          | 2,675.00          | 7,945.00            | 5,354.00          | 2,591.00                |
| 20-4452-271-000     | Title IID                      | 0.00              | 0.00              | 0.00                | 0.00              | 0.00                    |
| 20-4453-272-000     | Title II Carryover             | 0.00              | 1,283.00          | 1,283.00            | 1,283.00          | 0.00                    |
| 20-4471-280-000     | Title IV                       | 8,500.00          | 1,500.00          | 10,000.00           | 6,888.00          | 3,112.00                |
| 20-4472-281-000     | Title IV Carryover             | 0.00              | 279.00            | 279.00              | 279.00            | 0.00                    |
| 20-4491-000-000     | Title III                      | 0.00              | 713.00            | 713.00              | 713.00            | 0.00                    |
| 20-4492-000-000     | Title III Carryover            | 0.00              | 1.00              | 1.00                | 1.00              | 0.00                    |
| 20-4525-000-000     | Race to the Top                | 0.00              | 0.00              | 0.00                | 0.00              | 0.00                    |
| 20-4530-477-000     | CARES Act                      | 0.00              | 21,790.00         | 21,790.00           | 21,790.00         | 0.00                    |
| 20-4532-479-000     | CRF Grant                      | 0.00              | 14,975.00         | 14,975.00           | 14,975.00         | 0.00                    |
| 20-4534-483-000     | CRRSA Act - ESSER II           | 0.00              | 111,976.00        | 111,976.00          | 111,976.00        | 0.00                    |
| <b>Grand Totals</b> |                                | <b>837,516.00</b> | <b>238,207.39</b> | <b>1,075,723.39</b> | <b>844,333.61</b> | <b>231,389.78</b>       |

**Minimum Expense General Ledger Report**

Fund 20 (Special Revenue Fund)

| Expend. Account #                  | Account Title                  | Original Bgt | New App/Tmsf | Revised Bgt  | Expenditures | Encumbrances | Avail Balance | Refunds   |
|------------------------------------|--------------------------------|--------------|--------------|--------------|--------------|--------------|---------------|-----------|
| 20-001-263-610                     | Hunterdon Health Foundation    | 0.00         | 500.00       | 500.00       | 500.00       | 0.00         | 0.00          | 0.00      |
| 20-002-100-101                     | Special Olympics Stipends      | 0.00         | 640.44       | 640.44       | 640.43       | 0.00         | 0.01          | 0.00      |
| 20-002-100-610                     | Supplies                       | 0.00         | 2,359.56     | 2,359.56     | 2,049.90     | 0.00         | 309.66        | 0.00      |
| Local Projects                     |                                | 0.00         | 3,500.00     | 3,500.00     | 3,190.33     | 0.00         | 309.67        | 0.00      |
| 20-218-100-101                     | Preschool Instruction Salaries | 302,068.00   | (40,000.00)  | 262,068.00   | 208,534.66   | 0.00         | 53,533.34     | 0.00      |
| 20-218-100-106                     | EXP PEA Other Instruction-Aide | 67,340.00    | 0.00         | 67,340.00    | 46,807.92    | 0.00         | 20,532.08     | 0.00      |
| 20-218-100-321                     | EXP PEA Purch Prof - Edu Svcs  | 0.00         | 5,000.00     | 5,000.00     | 396.15       | 0.00         | 4,603.85      | 0.00      |
| 20-218-100-600                     | EXP PEA General Supplies       | 56,338.00    | (28,969.01)  | 27,368.99    | 27,168.10    | 0.00         | 200.89        | 0.00      |
| 20-218-200-103                     | Salaries of Program Directors  | 36,991.00    | 0.00         | 36,991.00    | 36,990.96    | 0.00         | 0.04          | 0.00      |
| 20-218-200-104                     | Salary Other Pre staff         | 65,068.00    | 0.00         | 65,068.00    | 28,072.25    | 0.00         | 36,995.75     | 0.00      |
| 20-218-200-105                     | EXP PEA Sal of Sec/Assistant   | 10,516.00    | 0.00         | 10,516.00    | 10,516.40    | 0.00         | (0.40)        | 0.00      |
| 20-218-200-110                     | EXP PEA Other Salaries         | 11,820.00    | 0.00         | 11,820.00    | 11,671.36    | 0.00         | 148.64        | 0.00      |
| 20-218-200-173                     | Facilitator/Coach              | 1,750.00     | 0.00         | 1,750.00     | 0.00         | 0.00         | 1,750.00      | 0.00      |
| 20-218-200-200                     | Personal Services-Emp Benefits | 136,100.00   | 0.00         | 136,100.00   | 69,678.73    | 0.00         | 66,421.27     | 12,968.28 |
| 20-218-400-731                     | EXP PEA Instr Equipment        | 14,000.00    | (13,084.64)  | 915.36       | 915.36       | 0.00         | 0.00          | 0.00      |
| 20-218-400-732                     | EXP PEA Noninstructional Equip | 16,000.00    | 77,053.65    | 93,053.65    | 92,870.12    | 0.00         | 183.53        | 0.00      |
| Early Childhood Program Aid        |                                | 717,991.00   | 0.00         | 717,991.00   | 533,622.01   | 0.00         | 184,368.99    | 12,968.28 |
| 20-231-100-100                     | Salaries                       | 18,603.00    | 8,682.00     | 27,285.00    | 25,949.98    | 0.00         | 1,335.02      | 0.00      |
| 20-231-100-600                     | SUPPLIES                       | 2,743.00     | (2,743.00)   | 0.00         | 0.00         | 0.00         | 0.00          | 0.00      |
| 20-231-200-300                     | PURCH PROF/TECH SVS            | 500.00       | 7,600.00     | 8,100.00     | 2,300.00     | 0.00         | 5,800.00      | 0.00      |
| Title I Improving Basic Programs   |                                | 21,846.00    | 13,539.00    | 35,385.00    | 28,249.98    | 0.00         | 7,135.02      | 0.00      |
| 20-241-100-600                     | Instructional Supplies         | 0.00         | 714.00       | 714.00       | 714.00       | 0.00         | 0.00          | 0.00      |
| Title III English Lang Enhancement |                                | 0.00         | 714.00       | 714.00       | 714.00       | 0.00         | 0.00          | 0.00      |
| 20-250-100-600                     | SUPPLIES                       | 8,146.00     | 18,867.00    | 27,013.00    | 8,801.68     | 2,232.58     | 15,978.74     | 0.00      |
| 20-250-200-300                     | PURCH PROF/TECH SVS            | 72,250.00    | (1,586.00)   | 70,664.00    | 56,385.00    | 0.00         | 14,279.00     | 0.00      |
| 20-250-400-731                     | Instructional Equipment        | 0.00         | 34,650.00    | 34,650.00    | 34,650.00    | 0.00         | 0.00          | 0.00      |
| IDEA Part B                        |                                | 80,396.00    | 51,931.00    | 132,327.00   | 99,836.68    | 2,232.58     | 30,257.74     | 0.00      |
| 20-251-100-610                     | IDEA PS - SUPPLIES             | 0.00         | 2,102.00     | 2,102.00     | 619.09       | 0.00         | 1,482.91      | 0.00      |
| 20-251-200-300                     | IDEA PS - OTHER PUCH SVCS      | 3,513.00     | (390.00)     | 3,123.00     | 1,353.75     | 0.00         | 1,769.25      | 0.00      |
| IDEA Pre-School                    |                                | 3,513.00     | 1,712.00     | 5,225.00     | 1,972.84     | 0.00         | 3,252.16      | 0.00      |
| 20-270-100-100                     | Title IIA Salary               | 2,210.00     | 4,952.00     | 7,162.00     | 6,637.13     | 0.00         | 524.87        | 0.00      |
| 20-270-100-610                     | Supplies                       | 0.00         | 783.00       | 783.00       | 0.00         | 0.00         | 783.00        | 0.00      |
| 20-270-200-300                     | Title IIA Prof Svcs - PRIOR    | 3,060.00     | (1,777.00)   | 1,283.00     | 0.00         | 0.00         | 1,283.00      | 0.00      |
| Title II -A Teacher Training       |                                | 5,270.00     | 3,958.00     | 9,228.00     | 6,637.13     | 0.00         | 2,590.87      | 0.00      |
| 20-280-100-600                     | Supplies                       | 1,470.00     | (1,341.61)   | 128.39       | 0.00         | 0.00         | 128.39        | 0.00      |
| 20-280-200-100                     | Title IV A-Salaries-Support    | 2,689.00     | 1,677.00     | 4,366.00     | 1,426.39     | 0.00         | 2,939.61      | 0.00      |
| 20-280-200-300                     | Title IV Part A Prof Tech      | 2,550.00     | 1,950.00     | 4,500.00     | 4,499.00     | 0.00         | 1.00          | 0.00      |
| 20-280-200-600                     | Title IV Part A Supplies       | 1,791.00     | (173.00)     | 1,618.00     | 1,240.67     | 0.00         | 377.33        | 0.00      |
| Title IV Drug Free Schools         |                                | 8,500.00     | 2,112.39     | 10,612.39    | 7,166.06     | 0.00         | 3,446.33      | 0.00      |
| 20-001-100-610                     | Sustainable NJ NJEA Supplies   | 0.00         | 2,000.00     | 2,000.00     | 0.00         | 2,000.00     | 0.00          | 0.00      |
| 20-190-261-400                     | Sustainable NJ-2016 Controls   | 0.00         | 10,000.00    | 10,000.00    | 9,971.00     | 0.00         | 29.00         | 0.00      |
| Other State Proj                   |                                | 0.00         | 12,000.00    | 12,000.00    | 9,971.00     | 2,000.00     | 29.00         | 0.00      |
| 20-477-100-600                     | Instruct. Supplies-Instruction | 0.00         | 16,749.00    | 16,749.00    | 16,749.00    | 0.00         | 0.00          | 0.00      |
| 20-477-200-600                     | Supplies and Materials-Support | 0.00         | 5,041.00     | 5,041.00     | 5,041.00     | 0.00         | 0.00          | 0.00      |
| CARES ACT                          |                                | 0.00         | 21,790.00    | 21,790.00    | 21,790.00    | 0.00         | 0.00          | 0.00      |
| 20-479-100-600                     | Instructional Supplies         | 0.00         | 14,975.00    | 14,975.00    | 14,975.00    | 0.00         | 0.00          | 0.00      |
| CRF Grant                          |                                | 0.00         | 14,975.00    | 14,975.00    | 14,975.00    | 0.00         | 0.00          | 0.00      |
| 20-483-100-640                     | CRRSA - ESSER II Textbooks     | 0.00         | 111,976.00   | 111,976.00   | 0.00         | 111,976.00   | 0.00          | 0.00      |
| CRRSA ACT-ESSER II Grant Program   |                                | 0.00         | 111,976.00   | 111,976.00   | 0.00         | 111,976.00   | 0.00          | 0.00      |
| Grand Totals for fund 20:          |                                | 837,516.00   | 238,207.39   | 1,075,723.39 | 728,125.03   | 116,208.58   | 231,389.78    | 12,968.28 |

Pursuant to N.J.A.C. 6A:23A-16.10(c)3, I certify that as of the date of this report no budgetary line item account has encumbrances and expenditures which in total exceed the line item appropriation in violation of 6A:23A-16.10(a).

  
 John Jennings, Business Administrator

  
 Date



**Interim Balance Sheet**

**ASSETS AND RESOURCES**

| ASSETS  |  |    |              |
|---|--|----|--------------|
| 101 Cash in checking account                  |  | \$ | 0.00         |
| 102-106 Other cash equivalents                |  | \$ | 0.00         |
| Total cash                                    |  |    | \$ 0.00      |
| 111 Investments                               |  |    | \$ 0.00      |
| 114 Investment interest receivable            |  |    | \$ 0.00      |
| 121 Tax levy receivable                       |  |    | \$ 0.00      |
| Accounts receivable                           |  |    |              |
| 132 Interfund                                 |  | \$ | 0.00         |
| 141 Intergovernmental - state                 |  | \$ | 0.00         |
| 142 Intergovernmental - federal               |  | \$ | 0.00         |
| 143 Intergovernmental - other                 |  | \$ | 0.00         |
| 153 Other Accounts Receivable                 |  | \$ | 0.00         |
|   |  |    | \$ 0.00      |
| Loans receivable                              |  |    |              |
| 131 Interfund                                 |  | \$ | 0.00         |
| 151 Other Loans Receivable                    |  | \$ | 0.00         |
|   |  |    | \$ 0.00      |
| 199 Other current assets                      |  |    | \$ 0.00      |
| RESOURCES                                     |  |    |              |
| 301 Estimated revenues (from adjusted budget) |  | \$ | 531,500.00   |
| 302 Less: revenues collected or accrued       |  | \$ | (531,500.00) |
|   |  |    | \$ 0.00      |
| TOTAL ASSETS AND RESOURCES                    |  |    | \$ 0.00      |

**LIABILITIES AND FUND EQUITY**

| LIABILITIES                                      |  |    |      |
|--|--|----|------|
| 401 Interfund loans payable                      |  | \$ | 0.00 |
| 402 Interfund accounts payable                   |  | \$ | 0.00 |
| 411 Intergovernmental accounts payable - state   |  | \$ | 0.00 |
| 412 Intergovernmental accounts payable - federal |  | \$ | 0.00 |
| 413 Intergovernmental accounts payable - other   |  | \$ | 0.00 |
| 421 Accounts payable                             |  | \$ | 0.00 |
| 422 Judgments payable                            |  | \$ | 0.00 |
| 430 Compensated absences payable                 |  | \$ | 0.00 |
| 431 Contracts payable                            |  | \$ | 0.00 |
| 451 Loans payable                                |  | \$ | 0.00 |
| 481 Deferred revenues                            |  | \$ | 0.00 |
| 499 Other current liabilities                    |  | \$ | 0.00 |
| Total liabilities                                |  | \$ | 0.00 |

|   |               |                 |    |         |
|---|---------------|-----------------|----|---------|
| <b>FUND EQUITY</b>                          |               |                 |    |         |
| Appropriated:                               |               |                 |    |         |
| 753 Reserve for encumbrances - current year |               |                 | \$ | 0.00    |
| 754 Reserve for encumbrances - prior year   |               |                 | \$ | 0.00    |
| 760 Other reserves                          |               |                 | \$ | 0.00    |
| 771 Designated Fund Balance                 |               |                 | \$ | 0.00    |
| 601 Appropriations                          |               | \$ 531,500.00   |    |         |
| 602 Less: expenditures                      | \$ 531,500.00 |                 |    |         |
| 603 Less: encumbrances                      | \$ 0.00       | \$ (531,500.00) | \$ | 0.00    |
| Appropriations less expenditures            |               |                 | \$ | 0.00    |
| Unappropriated:                             |               |                 |    |         |
| 770 Fund Balance, July 1, 2020              |               |                 | \$ | 0.00    |
| 303 Less: budgeted fund balance             |               |                 | \$ | 0.00    |
| Unappropriated fund balance                 |               |                 |    | \$ 0.00 |
| Total fund equity                           |               |                 |    | \$ 0.00 |
| <b>TOTAL LIABILITIES AND FUND EQUITY</b>    |               |                 |    |         |

**RECAPITULATION OF FUND BALANCE - CURRENT YEAR ACTIVITY**

|  | Budgeted        | Actual          | Variance |
|--|-----------------|-----------------|----------|
| Appropriations   | \$ 531,500.00   | \$ 531,500.00   | \$ 0.00  |
| Less: Revenues   | \$ (531,500.00) | \$ (531,500.00) | \$ 0.00  |
| Subtotal   | \$ 0.00         | \$ 0.00         | \$ 0.00  |
| Less: adjustment to appropriations for Prior Year Encumbrances | \$ 0.00         | \$ 0.00         | \$ 0.00  |
| Total current year budgeted fund balance                       | \$ 0.00         | \$ 0.00         | \$ 0.00  |
| Add: Unappropriated fund balance                               |                 |                 | \$ 0.00  |
| Total of budgeted and unappropriated fund balance              |                 |                 | \$ 0.00  |

**Revenues/Sources of Funds**

| Acct Group          | Group Title                | Budgeted Est.     | Transfers   | Adj. Budget       | Act to Date       | Unrealized Under/(Over) |
|---------------------|----------------------------|-------------------|-------------|-------------------|-------------------|-------------------------|
| Recap               | From Recap of Fund Balance | 0.00              | 0.00        | 0.00              | 0.00              | 0.00                    |
| 52xx                | From Transfers             | 0.00              | 0.00        | 0.00              | 0.00              | 0.00                    |
| 1xxx                | From Local Sources         | 453,251.00        | 0.00        | 453,251.00        | 453,251.00        | 0.00                    |
| 2xxx                | From Intermediate Sources  | 0.00              | 0.00        | 0.00              | 0.00              | 0.00                    |
| 3xxx                | From State Sources         | 78,249.00         | 0.00        | 78,249.00         | 78,249.00         | 0.00                    |
| 4xxx                | From Federal Sources       | 0.00              | 0.00        | 0.00              | 0.00              | 0.00                    |
| 5xxx                | From Other Sources         | 0.00              | 0.00        | 0.00              | 0.00              | 0.00                    |
| <b>Grand Totals</b> |                            | <b>531,500.00</b> | <b>0.00</b> | <b>531,500.00</b> | <b>531,500.00</b> | <b>0.00</b>             |

**Fund 40 (Debt Service Fund)**

| Account Group                    | Group Title | Original Bgt      | New App/Tmsf | Revised Bgt       | Expenditures      | Encumbrances | Avail Balance | Refunds     |
|----------------------------------|-------------|-------------------|--------------|-------------------|-------------------|--------------|---------------|-------------|
| Debt Service-Regular             |             | 531,500.00        | 0.00         | 531,500.00        | 531,500.00        | 0.00         | 0.00          | 0.00        |
| <b>Grand Totals for fund 40:</b> |             | <b>531,500.00</b> | <b>0.00</b>  | <b>531,500.00</b> | <b>531,500.00</b> | <b>0.00</b>  | <b>0.00</b>   | <b>0.00</b> |

**Revenues Summary**


| Acct Group          | Group Title                | Budgeted Est.     | Transfers   | Adj. Budget       | Act to Date       | Unrealized Under/(Over) |
|---------------------|----------------------------|-------------------|-------------|-------------------|-------------------|-------------------------|
| Recap               | From Recap of Fund Balance | 0.00              | 0.00        | 0.00              | 0.00              | 0.00                    |
| 40-1210-000-000     | Local Tax Levy             | 453,251.00        | 0.00        | 453,251.00        | 453,251.00        | 0.00                    |
| 40-3160-000-000     | Type II Aid                | 78,249.00         | 0.00        | 78,249.00         | 78,249.00         | 0.00                    |
| <b>Grand Totals</b> |                            | <b>531,500.00</b> | <b>0.00</b> | <b>531,500.00</b> | <b>531,500.00</b> | <b>0.00</b>             |

**Minimum Expense General Ledger Report**

**Fund 40 (Debt Service Fund)**

| Expend. Account #                | Account Title           | Original Bgt      | New App/Tmsf | Revised Bgt       | Expenditures      | Encumbrances | Avail Balance | Refunds     |
|----------------------------------|-------------------------|-------------------|--------------|-------------------|-------------------|--------------|---------------|-------------|
| 40-701-510-834                   | Interest on Bonds       | 136,500.00        | 0.00         | 136,500.00        | 136,500.00        | 0.00         | 0.00          | 0.00        |
| 40-701-510-910                   | Redemption of Principal | 395,000.00        | 0.00         | 395,000.00        | 395,000.00        | 0.00         | 0.00          | 0.00        |
| Debt Service-Regular             |                         | 531,500.00        | 0.00         | 531,500.00        | 531,500.00        | 0.00         | 0.00          | 0.00        |
| <b>Grand Totals for fund 40:</b> |                         | <b>531,500.00</b> | <b>0.00</b>  | <b>531,500.00</b> | <b>531,500.00</b> | <b>0.00</b>  | <b>0.00</b>   | <b>0.00</b> |

Pursuant to N.J.A.C. 6A:23A-16.10(c)3, I certify that as of the date of this report no budgetary line item account has encumbrances and expenditures which in total exceed the line item appropriation in violation of 6A:23A-16.10(a).

  
 John Jennings, Business Administrator

7/22/2021  
 Date